

Lindeo

Certified
medical
device

THE COMFORT INSERT FOR YOUR TRUSTED BED

Many people want the benefits of an electrically adjustable bed, but don't want to part with their familiar bedroom. In that case, our Lindeo comfort insert is the perfect choice. It can be easily fitted into your existing bed and remains largely invisible.

With its lift function ranging from approx. 29 to 74 cm and the adjustable mattress base, the Lindeo promotes mobility and well-being. With three available mattress base dimensions – 90 x 190 cm, 90 x 200 cm and 100 x 200 cm – the comfort insert fits into almost any bed.



Thanks to its space-saving chassis, the Lindeo can be fitted into many existing bed frames.



The maximum height of approx. 74 cm is ideal for making the bed or packing a suitcase without straining your back.

Aparto series

HOMELIKE BEDSIDE CABINETS FOR YOUR LIFESTYLE BED

With a homelike, versatile bedside cabinet at the side of your lifestyle bed, you'll find sleep and leisure time even more enjoyable. Stieglmeyer has redefined the bedside cabinet with its modular Aparto series. The height-adjustable overbed table, which can also be extended horizontally, is particularly innovative. The Aparto series also includes a mobile side table that can be effortlessly moved next to the bed or an armchair.



The low Aparto brevo with a height-adjustable overbed table is the perfect companion for all Libra beds.



The larger Aparto offers plenty of storage space.



The Aparto side table is available in two sizes.



Stieglmeyer – for over 125 years, this name has been synonymous with excellence in the world of sleep. The family-run company based in Herford is the German market leader in medical beds. The company has always channelled this technical expertise into high-quality beds for private customers. Elegant design and modern technology combine to produce outstanding results.

The high quality of the beds is also reflected in their long lifecycles. In addition, our first-class service is at your disposal. You can rely on lifelong product support and a 15-year guarantee on the availability of spare parts.

STIEGELMEYER
QUALITY
LIFETIME
PRODUCT SUPPORT

▼ Your specialist dealer

Subject to technical changes without notice. The shown product colours may differ slightly from the actual product. Last updated 03/2026. Version 03. Item no. 601152.

STIEGELMEYERGROUP



Lifestyle beds

FOR BLISSFUL SLEEP

STIEGELMEYERGROUP

stieglmeyer.com

Solutions for people who care

STIEGELMEYER

Libra deluxe

Certified medical device

COMFORT AND DESIGN
IN PERFECT BALANCE

Our Libra deluxe premium bed combines modern technology with a design that will delight you. Let your eyes and hands glide with pleasure over its pleasantly soft, quilted head and footboards. Take advantage of its effortless manoeuvrability on castors, which remain completely hidden beneath a unique moulded felt cover. Always get out of bed at the perfect height thanks to the lift function. With this bed, which blends perfectly into your living space, you'll enjoy soothing support throughout every phase of life.



The single bed is available in widths of 90 and 100 cm.



The 180 or 200 cm wide double bed offers lots of space for sleeping and relaxation.



Homelike design: the standard moulded felt cover on the bed base.



The black-lacquered chasis can be optionally covered.

Libra deluxe

LIVE AND SLEEP
JUST AS YOU LIKE



Individual comfort: You can adjust the backrests and leg rests separately on both sides of the bed.



If required, the double bed can be easily converted into two single beds in just a few simple steps.



With the lift function, ranging from approx. 25 to 80 cm, you can always start the day at the perfect bed height.

Libra

Certified medical device

THE VERSATILE BED
FOR A BETTER QUALITY OF LIFE

The Libra adapts to your every need, whether as a single or double bed. This is made possible by its Vario Safe system: all components of the bed frame can be removed or replaced without the need for tools. Do you want a relaxing head or foot massage? Simply remove the head and footboards. Do you need more support at night? You can order a pull-up side rest.



The ergonomic seating position and the flexible comfort mattress base make all Libra beds suitable for extended periods of bed rest during rehabilitation and recovery.



Head and footboards and side panels can be removed without tools.




Optional pull-up side rests provide additional protection.

Support


AT EVERY PHASE OF LIFE

FROM 55




- Elegant **design**
- Personalised **style**
- Comfortable **seating and reclining positions** for reading, watching TV or enjoying breakfast in bed
- Quality time together in your **double bed**

FROM 65



- Ideal, ergonomic **stand-up height** thanks to the lift function
- **Back-friendly bed-making** at the maximum height of approx. 80 cm
- Relief from reflux thanks to the **reverse-Trendelenburg position**
- Effortless floor cleaning by **rolling the bed** to one side

FROM 75



- Reduced risk of fall related injuries thanks to a **low sleeping height** of approx. 25 cm
- **Easy to put on socks** when the bed is in the lowered position
- Retrofitting of a **side rest** and a **patient lifting pole** for more protection and comfort

FROM 85



- Seating position allows for **longer periods of sitting in bed** without causing stiffness
- Retrofitting to a **fully-featured care bed** is possible
- As certified medical devices, our lifestyle beds are also suitable for **nursing homes and sheltered housing**