



125 YEARS
EXPERIENCED
HUMAN
SOLUTION-
FOCUSED

STIEGELMEYER
GROUP

Libra

The versatile bed for modern care

Libra:

The low-height bed for enhanced mobility, safety and well-being



The number of people in need of care, and particularly the share of those with dementia, will grow considerably over the coming years. By 2030, the World Health Organization anticipates a 40% rise in the number of people with dementia compared to the beginning of the decade. A good care bed must be capable of helping to meet this challenge. Precisely that is what our Libra family stands for.

The lowest mattress base position these beds offer, and their intelligent split safety sides, minimise the impact of falls while still allowing full freedom of movement. The beds' modular design allows them to keep pace with the changing requirements of the bed users.

Libra safety standards

All our products meet high standards of safety. Our extensive tests go beyond the requirements of the current norms.

- EN 14971 – Risk assessment for medical devices
- EN 60601-1 – Medical electrical equipment, general requirements for safety
- EN 60601-1-1 – Electromagnetic compatibility
- DIN EN 60601-2-52 – Medical electrical equipment

Contents

Libra Standard

- Specially designed to meet a wide range of individual needs 4

Libra – movo variant

- Uniquely manoeuvrable 6

Libra – floor access Plus variant

- Extra ground clearance 7

Libra partner

- The double bed for a fulfilled partnership in older age 8

Safety sides

- Vario Safe system 10
- Easy Click system 12

Comfort and mattress bases

- 14

Medical positioning options

- Support during recovery and prophylaxis 16

Operation

- Handset for customised requirements 17

Ergonomics and mobilisation

- Efficiently prevent back problems 18
- Relieving the strain on caregivers every day 19
- Bed extension 20

Maintenance friendly

- 24-volt drive system 21

Design

- Headboards, footboards and decors 22
- Headboards and footboards 22
- Fabrics and faux leathers 23
- Upholstery 23

Useful extras

- The safe and comfortable way to your ideal bed 24
- Out-of-Bed flex 25

Options and accessories

- 26

The Stiegmeyer Group

- 27



Libra Standard

- **Height adjustment:** approx. 25 – 80 cm
- **High safe working load of 225 kg**
- **Low-height bed for falls management on an individual basis:** As much freedom as possible – as much protection as necessary
- **Attractive designs, decors and upholstery variants**



Libra – movo variant

- **Height adjustment:** approx. 28 – 83 cm
- **High safe working load of 225 kg**
- **Large castors and central locking for improved manoeuvrability**
- **Participation in daily activities with a more mobile bed**



Libra – floor access Plus variant

- **Height adjustment:** approx. 25 – 80 cm
- **High safe working load of 225 kg**
- **Chassis without longitudinal struts:** facilitates easier use of patient lifts
- **Better hygiene thanks to easier cleaning of the floor**



Libra partner

- **Height adjustment:** approx. 25 – 80 cm
- **High safe working load of 2 x 225 kg**
- **Flexible double bed:** sleep together or separately
- **Enhanced safety thanks to synchronised height adjustment and tilting**



Vario Safe Libra Standard

Designed to meet a wide range of individual needs

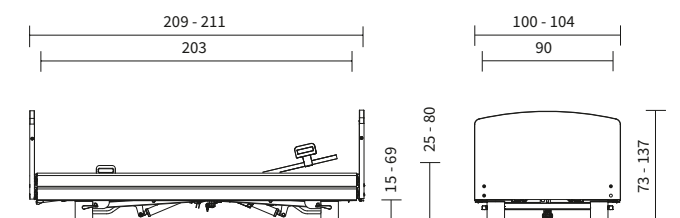
The standard variant of the Libra bed, a low-height bed with optional split safety sides, offers both a high level of safety and full freedom of movement. Its lowest position is close to the floor at only about 25 cm, which minimises the risk of fall injuries, and the short side elements at the head-end serve as a mobilisation aid.

- Large height adjustment range, approx. 25 – 80 cm, for falls management and back-friendly care
- High safe working load of 225 kg
- Optional split safety sides for individual protection in any situation
- Tool-free removal of all safety sides with the Vario Safe or Easy Click system
- Homelike appearance thanks to a choice of headboards and footboards, wood decors and upholstery



- ▲ With its lowest mattress base position of only 25 cm, the consequences of falling out of bed are minimised.
- ◀ The flexible Vario Safe system enables the creation of tailored combinations of safety side elements, panels, headboards and footboards.

External dimensions/height adjustment range:



<p>Large height adjustment range 25 to 80cm</p>	<p>Low-height bed</p>	<p>Bed extension</p>	<p>24 volt system</p>	<p>Trendelenburg position</p>	<p>Reverse-Trendelenburg position</p>	<p>Vario Safe</p>	<p>EASY Click</p>	<p>Back-friendly working</p>
---	-----------------------	----------------------	-----------------------	-------------------------------	---------------------------------------	-------------------	-------------------	------------------------------



Take part in everyday life again with the movo variant.

Vario Safe Libra – movo variant

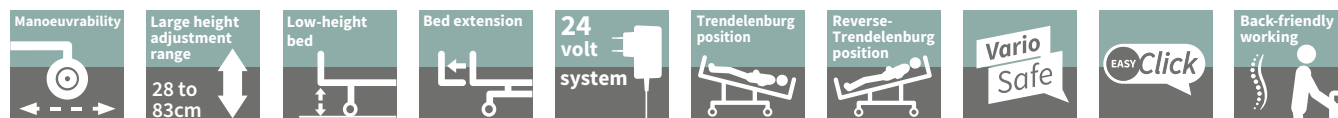
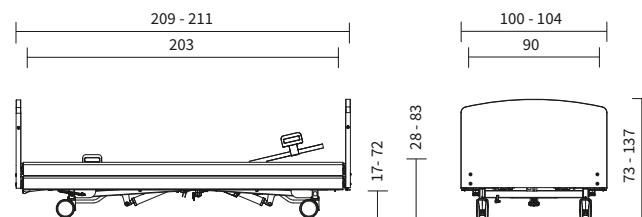
Uniquely manoeuvrable for an active life

The movo variant of the Libra bed impresses with its excellent manoeuvrability. This makes it much easier to manoeuvre in narrow spaces and multi-bed rooms, or move the bed over longer distances.

The workload of caregivers and technicians is reduced, and the risk of collision damage is minimised. The excellent manoeuvrability of the movo variant also allows bedridden people to take part in everyday life – it is easy to wheel their beds into common rooms or onto the terrace.

- 100 mm double castors with excellent running characteristics
- Central castor locking as standard
- Large height adjustment range of approx. 28 – 83 cm

External dimensions/height adjustment range:



With the floor access Plus variant, brooms and mops glide under the bed unimpeded.

Vario Safe Libra – floor access Plus variant

Extra ground clearance

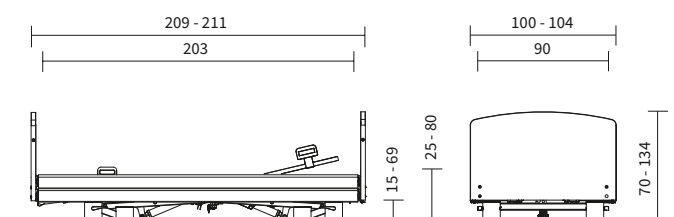
Thorough and reliable hygiene is crucial in residential care – to combat pathogens and allergies while creating a homelike atmosphere. There is no room for dirt and fluff under the bed. The floor access Plus variant has a particularly streamlined chassis without metal support bars along the sides. This makes thorough cleaning of the floor easier – brooms and mops glide under the bed unimpeded. It also offers optimal clearance when lifters are used for transfers.

- Large height adjustment range of approx. 25 – 80 cm
- Optimal ground clearance for lifts
- 8 castors ensure excellent stability



▲ Sufficient space for the use of patient lifters.

External dimensions/height adjustment range:





With the Libra partner, couples can enjoy a new feeling of well-being in residential care.


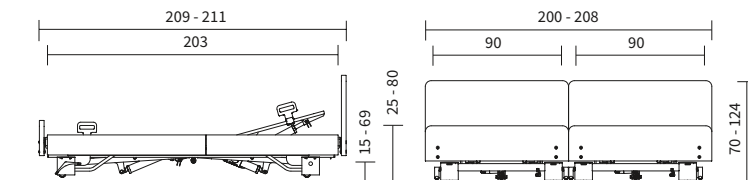
Libra partner

The double bed for a fulfilled partnership in older age

When couples move into a care home or find a new partner there, the question arises of whether to sleep together or separately. With the Libra partner, residents will enjoy a versatile solution tailored to any situation. The double bed adeptly fulfills all care requirements, just like the Libra single beds. Furthermore, it allows for easy separation into two single beds, which can be positioned on opposite walls of the room if needed. This design accommodates both the couple's personal preferences and any medical reasons that may necessitate spatial separation during the night.

- Large height adjustment range of approx. 25 – 80 cm
- Safe working load of 225 kg per mattress base
- Option of Vario Safe system split safety side

External dimensions/height adjustment range:



▲ The two halves of the bed can easily be separated and put back together again – making bedside care possible from both sides of the bed.

Comfort and safety cleverly combined

The design of the Libra partner places great emphasis on providing individual comfort for both users and at the same time ensuring optimal protection. The backrest and leg rests of the two mattress bases can be adjusted individually to allow one person to read, for example, while the other is asleep. Each half of the bed has its own handset for this purpose.

The mattress bases of the bed always move synchronously during height adjustments and tilting. This prevents trapping hazards for users that could otherwise occur due to gaps opening up between the mattress bases.



▲ A separate handset is available for both mattress bases.

Sitting position

Electrically adjustable double beds are often little more than single beds placed next to each other but offering few functional options. The Libra partner, however, will convince you otherwise as it is one of only a few models that can tilt to provide a comfortable sitting position. This facilitates breathing as well as taking meals in bed and promotes an active everyday life at eye level with other people.



“It must be possible to adapt care beds quickly to current care needs.”

Marco Leone,
Care Service Manager



THE STIEGELMEYER SOLUTION

Choice of four safety sides



- Split safety side with Vario Safe
- Homelike panel with Vario Safe



- Easy Click full-length safety side
- Easy Click combined safety side

- Swivelling ¾ safety side



Safety sides

Optimal balance between safety and freedom

People requiring care have very different needs, which can change at short notice. With a choice of three safety side systems, Libra offers flexibility in every situation.

The split safety side with the Vario Safe system can be removed and replaced without tools. This means it can be adapted quickly to suit every resident.

The combinable split safety side has a centre support which also serves as a standing aid. With the practical Easy Click system, its bars can be removed just as easily as the full-length safety side bars to provide maximum protection.



▲ The split safety side can be combined with homelike panels.



▲ The 4 elements of the split safety side can be raised individually in 2 stages.



▲ Full-length safety sides provide maximum protection.



▲ The head-end element and centre support of the combinable safety sides offer standard-compliant protection.

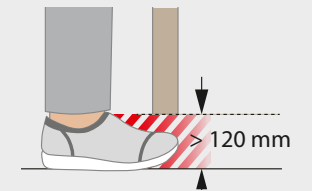


◀ The swivelling ¾ safety side provides a simple solution that offers more protection and also allows the use of low footboards.



Protection against entrapment

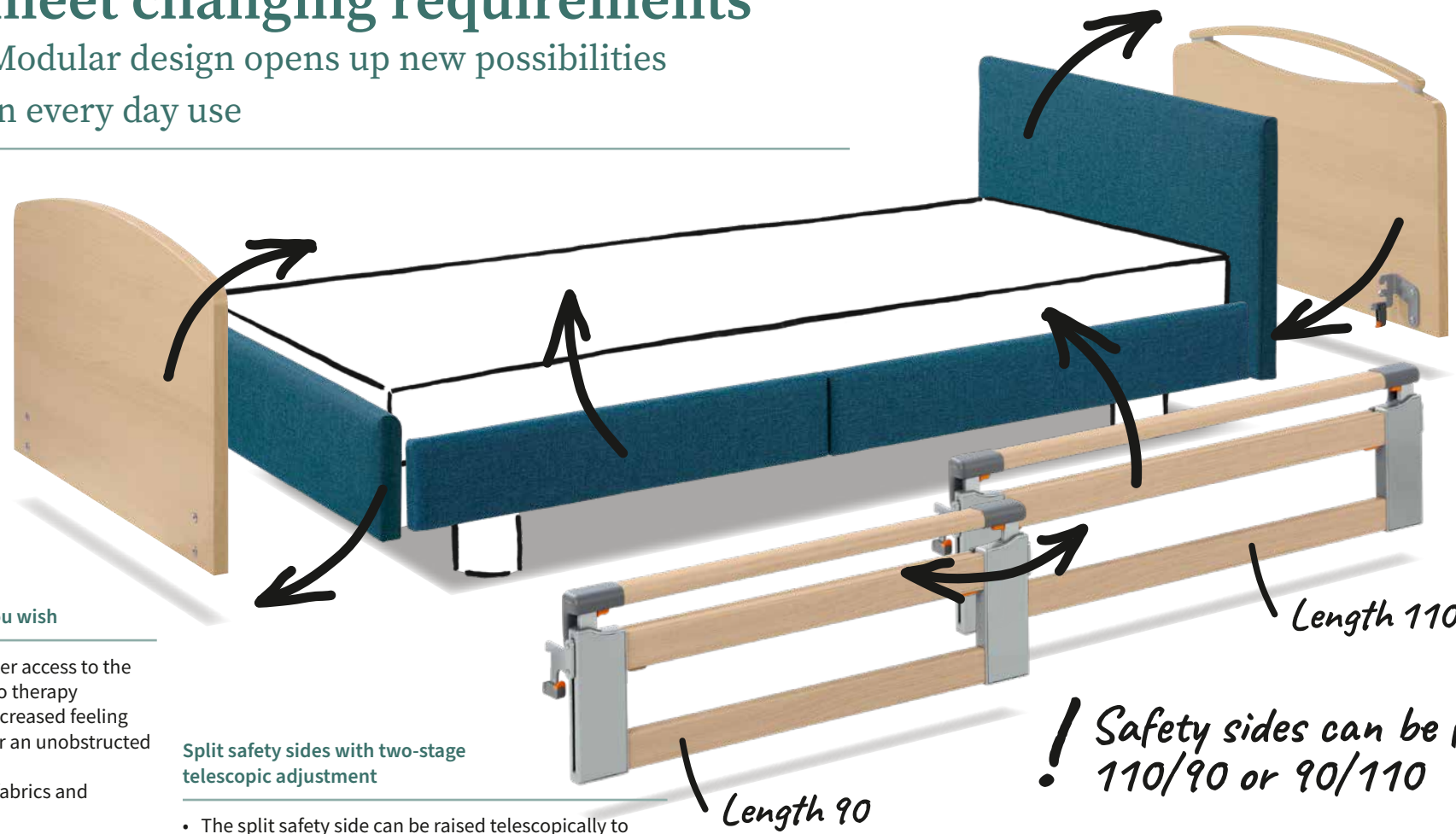
- A safety mechanism on the safety side prevents the mattress base from trapping feet or damaging skirting boards and utensils at the side of the bed as it is lowered. In the event of a collision, the safety side is raised.
- Compliant with the requirements of standard EN 60601-2-52.





Vario Safe – the system to meet changing requirements

Modular design opens up new possibilities in every day use



Replace or remove footboards as you wish

- A removable footboard allows better access to the resident, e.g. for foot care or Physio therapy
- Choice of high footboards for an increased feeling of well-being, or low footboards for an unobstructed view
- Choice of attractive wood decors, fabrics and faux leathers

Split safety sides with two-stage telescopic adjustment

- The split safety side can be raised telescopically to two different positions or raised diagonally
- Maximum protection or an unobtrusive orientation aid
- Effortless operation with ergonomic buttons

Replace headboards in seconds, as required

- Homelike design variants, with or without handle bars
- Choice of attractive wood decors, fabrics and faux leathers
- Headboards, footboards and side panels can be in different colours

Attach or remove split safety sides as required

- Two elements with lengths of 90 and 110 cm can be freely combined or used separately
- The 110 cm safety side element at the head end provides standard-compliant protection
- The 90 cm element at the head end provides reassurance and orientation and leaves ample space to get in and out of bed

! Safety sides can be freely combined: 110/90 or 90/110

Vario Safe bed width extension



- ▲ The width of the mattress base is increased by metal support bars (highlighted here in blue).



The bed width extensions supplement the existing Vario Safe functions perfectly, offering an easy way to adapt the bed to the resident's individual needs. The width extension set can be used with mattress bases of any size. 90 cm wide beds can be extended to 100 cm, and 100 cm wide beds to a comfortable 110 cm.

Standard-compliant protection

- With a mattress base length of 200 cm, the split safety side consists of a 110 cm and a 90 cm long element on each side.
- These elements can be used interchangeably at the head and foot ends.
- If the 110 cm element is installed at the head end, it covers more than 50% of the mattress base and is thus a standard-compliant safety side on its own.
- The 90 cm element serves as a mobilisation aid and offers ample space for getting in and out of bed.
- If the bed extension is used, two 110 cm elements can be attached.

Vario Safe – tool-free handling with a high degree of safety



- ▲ Insert the Vario Safe element into the bed frame and fasten it in place with the catches.



- ▲ The slider guarantees that the safety sides are always attached in a standard-compliant manner.



Easy Click – easy handling and better hygiene

Full-length and combinable safety sides are attached without tools




Residents at high risk of falling need maximum protection – the classic full-length safety side is a popular choice in this case. If desired, it can be used together with the combinable split safety side on the other side of the bed, to achieve an ideal balance of safety and freedom. The centre support of the combinable safety sides also serves as a robust mobilisation aid.

The Libra comes with the intelligent Easy Click system as standard for both safety sides. The safety side bars can be “clicked” onto pre-assembled brackets without the use of tools. This makes it easy to assemble and clean the bed. The elegant plastic caps protect the inside of the bars from dirt and liquids. Also, the Easy Click system makes it possible to switch the safety sides from one bed to another, for economic efficiency.



▲ Easy Click allows safety side bars to be attached to pre-assembled brackets without the need for tools.



▲ With an easy-to-operate release mechanism on the headboard and footboard, the bars can be lowered.



▲ To lower the bars of the combinable safety side, simply press the button on the centre support. When not required, the support itself can simply be removed and stored in a holder under the bed.



Mattress base options

The Libra offers different mattress base options. As standard it comes with a durable and easy to clean metal surface, other elements such as the comfort or hygiene elements can be added.



▲ The Libra’s 4-section metal slatted mattress base is both strong and flexible at the same time and is exceptionally easy to clean.



▲ The comfort mattress base comprises 50 individual spring elements. These elements are designed to mould themselves closely to the shape of the body and help to ventilate the mattress. Their oscillation also ensures that the pressure is optimally distributed.



▲ Thanks to its deep venting slits, the durable hygiene mattress base is also highly breathable. It is easy to remove and can be cleaned with conventional cleaning agents.

“Our residents should be able to take part in life at eye level with other people.”

Marco Leone,
Care Service Manager



THE STIEGELMEYER SOLUTION

Adjustment features for many medical requirements

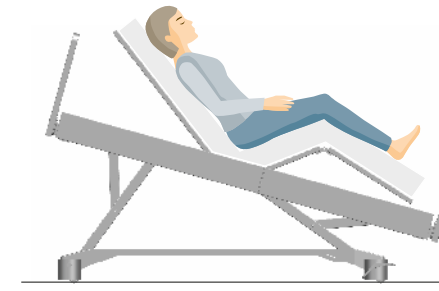
- Four-section mattress base with motorised adjustment
- Tilttable bed frame for Trendelenburg and reverse-Trendelenburg positions, and for a comfortable sitting position
- Breathing and blood circulation support

Medical positioning options

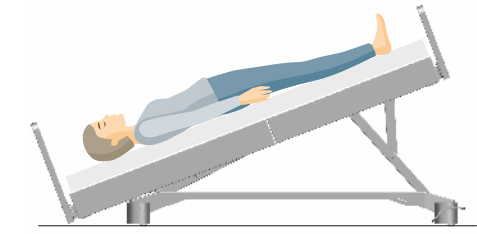
Support during recovery and prophylaxis

The comfortable adjustment options afforded by the Libra promote residents' health and support caregivers in their work. The flexibly adjustable mattress base makes it possible, for example, to move to a reverse-Trendelenburg position to help prevent aspiration and pneumonia, or to use the cardiac chair position to relieve the heart.

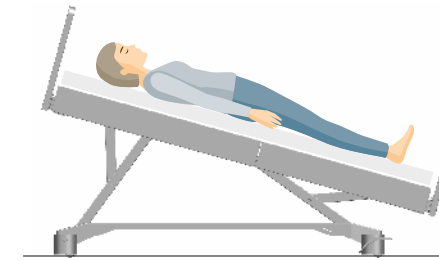
For treating shock and relieving the veins, the Trendelenburg position and the elevated leg position can be used.



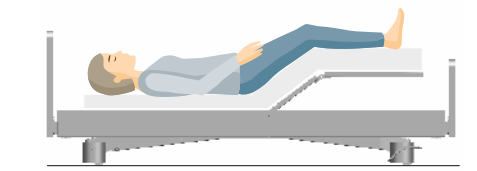
▲ The cardiac chair position reduces the strain on the heart and strengthens the blood circulation.



▲ The Trendelenburg position can reduce the effects of shock.



▲ The tilt capability of the bed frame allows the feet to be lowered to the reverse-Trendelenburg position, e.g. to facilitate swallowing and prevent aspiration.



▲ Adjusting the lower leg rest to about 22° relieves pressure and alleviates pain.

Effortless operation

Handset for customised requirements

All of the settings that the Libra can be adjusted to can be easily and intuitively controlled with the Libra handset. It is light and has an ergonomic design. It is fitted with extra-large arrow buttons and easy-to-understand pictograms to ensure that it can be used even by those with limited abilities. Functions can be locked selectively. Setting the Trendelenburg position by using the separate Trendelenburg handset prevents the risk of inadvertent use by the resident.



▲ Standard handset HL7



▲ Trendelenburg handset

◀ Backlit handset HB400 (available as an option)

“Back-friendly work is very important for maintaining the health and well-being of our team and to reduce sick leave.”

Marco Leone,
Care Service Manager



THE STIEGELMEYER SOLUTION

Efficiently prevent back problems

- Very large height adjustment range, from approx. 25 to 83 cm depending on the model variant
- Easier access to residents in need of care
- Independent mobilisation of the resident means less strain on carers



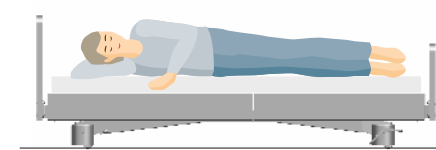
Ergonomics and mobilisation

Relieving the strain on caregivers every day

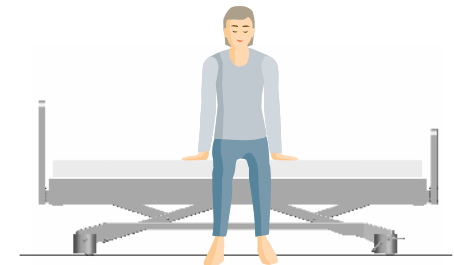
Back pain is one of the biggest problems in the care profession – as many as two thirds of caregivers suffer from it, according to surveys. This makes it even more important to be able to work in an upright position in many situations, in a way that is easy on the back. The maximum height of the Libra beds of over 80 cm is a great help here, as are the modular, removable elements that allow easy access to the resident. The bed is also designed with many mobilisation aids that make it easier for residents to get up without assistance.



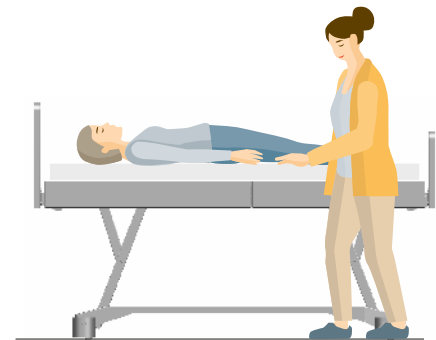
Bed height settings



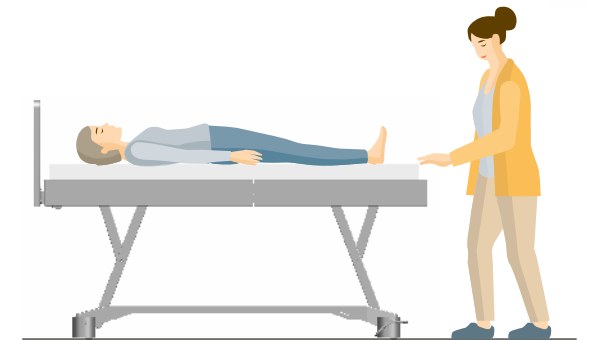
- ▲ A low height of about 25 cm prevents fall injuries.



- ▲ The suitable exit height is crucial for safe self mobilisation. The handset memory function can be set for the intermediate stop.



- ▲ Depending on the model variant, the highest position is between 80 and 83 cm – ideal for back-friendly working at hip height.



- ▲ With the Vario Safe system, the headboard and footboard can be removed without tools. This relieves the strain on caregivers when performing personal hygiene, physiotherapy and advanced care.

Bed extension

More room for tall residents

People have been growing taller on average for a long time – care homes need to be prepared for this. With Libra's optional bed extension, you can provide the necessary space required for your residents. You can either configure the bed to be about 20 cm longer upon purchase, or retrofit it with the bed extension.

The metal element that extends the bed frame is simply inserted at the foot end. Suitable longer bars or panels, or panel infill pieces, are available for each type of safety side. If the bed is equipped with a split safety side using the Vario Safe system, each side of the bed can be fitted with either two 110 cm long elements or one 90 cm long element with a 130 cm long panel. With Vario Safe, using bed extensions in the care home has become even more flexible and efficient – all the required elements can be exchanged between beds in a matter of moments.

To extend the mattress, Stieglmeyer offers suitable comfortable mattress extension pieces.



▲ The bed extension element is simply inserted into the bed frame.


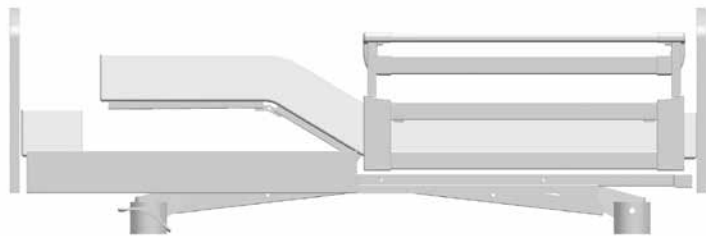



▲ A custom-made mattress extension piece is available to extend the mattress.

◀ When the bed extension is used with the Easy Click system, longer safety side bars and side panel infill pieces are available for attachment.

◀ If the bed extension is used together with the Vario Safe system, the 90 cm long mobilisation aid or panels can be replaced by 110 cm long versions, without the use of tools.

◀ A comfortable mattress piece is available for extending the mattress. It remains firmly in place at all times.



Maintenance friendly through 24-volt system

A high level of safety, optimised costs and minimal effort of operation: The 24-volt system is the ideal drive for all Libra beds.

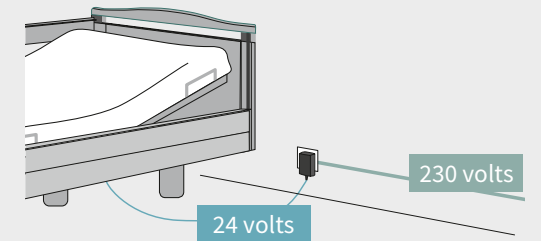
The voltage is converted directly at the power socket. There are therefore no components carrying 230 volts anywhere in the vicinity of the resident, which means that residents enjoy a higher level of safety.

Country-specific measurements and inspections are minimised due to the low-maintenance system.



▲ A mains transformer unit produces a safety extra-low voltage directly at the power socket.

Strong advantages



- Safety extra-low voltage starting from the transformer at the power socket
- No 230-volt components on the bed
- The optional rechargeable battery makes the care bed independent of the mains power supply in an emergency

A perfect fit everywhere

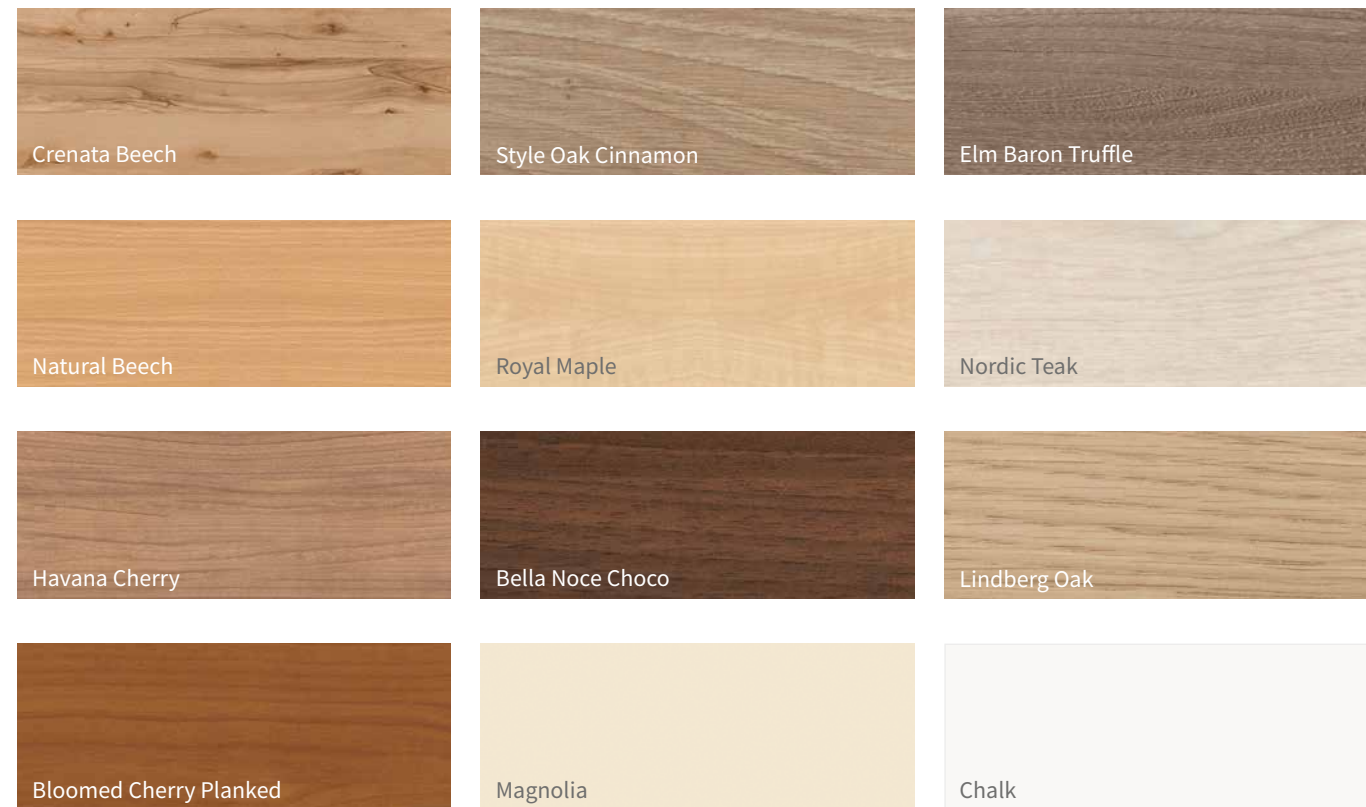


We offer suitable power plugs for many international markets. Use our 24-volt system any time without an adapter.

Design

Headboards, footboards and decors

For the Libra series, a variety of homelike headboards and footboards are available, with or without a handle bar. Choose one of twelve current wood decors – from the white chalk shade to the modern, coarsely grained Crenata Beech decor.



Headboards and footboards

Headboards and footboards without handle bar



Nobla mala | Nobla reha | Nobla

Lito | Lito reha

Pino

Headboards and footboards with handle bar



Primus

Primus low

Camo

Podego

Headboards and footboards with handle bar and side posts



Prinzino

Alero*

Solvo*

* With solid wood posts

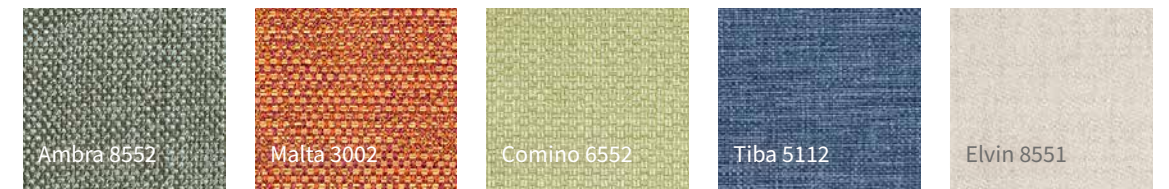
The Nobla headboard/footboard series is also available in an upholstered version

Fabrics and faux leathers

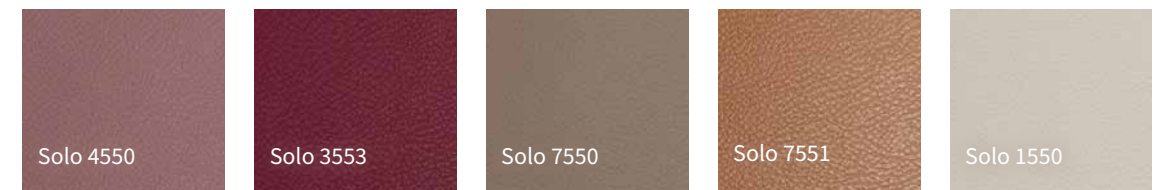
A range of attractive fabrics and faux leathers are available for the Nobla head/footboards and the Vario Safe system side panels. The full range available can be found on the website of our partner Delius. Please follow the manufacturer's instructions when cleaning the fabrics and faux leather.



Examples of fabric covers



Examples of faux leather covers



Upholstery, with or without quilting, for the Nobla head/footboard series



Fabric: Opera 4551



Faux leather: Solo 8553

▲ Vertical lines




Fabric: Tiba 8111

▲ Box design



Fabric: Ambra 1551

▲ Diamond design



The mobile Out-of-Bed flex assistance system relieves the pressure on caregivers and can also be supplied with a reading lamp.

More information can be found in our accessories brochure

Useful extras

The safe and comfortable way to your ideal bed



▲ All-round protection against impact injuries can be provided for residents by fitting protective covers on the headboard, footboard and safety sides.



▲ Fall protection mats made of 3 cm thick composite foam are recommended for maximum prevention of fall injuries.



▲ The wall deflection roller protects the bed and the walls during horizontal and vertical movements.



▲ Wall spacers prevent damage due to collisions with furniture and power sockets when manoeuvring the bed.



▲ The lifting pole helps the resident get comfortably positioned in bed.




▲ The Sola reading lamp radiates a pleasant light and generates very little heat.

Out-of-Bed flex – the sensor bar for flexible use

The retrofittable Out-of-Bed assistance system (OOB flex) notifies caregivers whenever a resident gets up and does not return to bed within a specified period of time. It offers protection and quality of life combined with cost-efficient flexibility in residential care. The OOB flex system enables nursing homes to cater appropriately to the needs of fall-prone residents. The system can be installed,

only when required, on different Stieglmeyer care beds. The OOB flex system enables nursing homes to meet a tailored investment need, and provide a high standard of care for their residents while also easing the workload of caregivers – particularly in situations with fewer people on duty.

Easy to use and install



1 Sensor bar
This includes parts to fit the Elvido, Venta, Libra and Tereno. Usable irrespective of the bed model variant or the mattress base width.



2 Control unit
The control unit can be attached at an ergonomic place to suit the particular care situation on the headboard, footboard or side panels. The power supply can be customised either via the bed control or connected to a power socket.



Proven operating concept
The user interface offers a choice of four different time settings activated at the touch of a button. Many users are already familiar with this proven and convenient concept from our integrated Out-of-Bed smart system.



Better orientation at night
A reading lamp can be connected to the automatic light system provided by OOB flex, which switches the light on whenever the resident gets up. This provides better orientation at night and reduces the risk of falls.

Options and accessories

All figures given are approximate values.

Model variant	Libra – Standard	Libra – move variant	Libra – floor access Plus variant	Libra partner
Dimensions and weights				
External dimensions with – combinable split safety side ⁴⁾	For mattress base width of 90 cm 100,3 x 209,4 cm		-	
– full-length safety side ⁴⁾ (depending on the wooden surround)	For mattress base width of 100 cm 114,0 x 209,4 cm		-	
External dimensions with – split safety side	For mattress base width of 90 cm 104,0 x 209,4 cm		For mattress base width of 2 x 90 cm, 195,6 x 209,4 cm	
Mattress base (mattress dimensions)	For mattress base width of 100 cm 114,0 x 209,4 cm		90 x 200 cm	
Mattress base division (back/seat/thigh/lower leg rests)	90 x 200 cm or 100 x 200 cm ⁴⁾ (87 x 200 cm or 97 x 200 cm)		90 x 200 cm	
Backrest length compensation	72 – 25 – 33 – 54 cm		8 cm	
Safe working load	225 kg		2 x 225 kg	
Ground clearance	15 cm	17,5 cm	15 cm ²⁾	15 cm
Total weight	135 kg		270 kg	
Drives				
Fully electric	✓	✓	✓	✓
24-volt drive concept with external transformer	0	0	0	-
230-volt drive	✓	✓	✓	✓
Electronic components				
Handset (selective locking function) (HL7)	✓	✓	✓	✓
Additional handset for Trendelenburg position	0	0	0	-
Under bed light	0	0	0	-
Lead-gel battery	0	0	0	0
Backlit handset with Trendelenburg (HB400)	0	0	0	-
Backlit handset without Trendelenburg	-	-	-	✓
Safety side systems				
Full-length safety sides (DSE) Easy Click	✓	✓	✓	-
Combined safety side (KSE) Easy Click	0	0	0	-
Split safety side with Vario Safe	0	0	0	0
No safety side	0	0	0	-
Mattress bases				
Metal slat mattress base	✓	✓	✓	✓
Mattress base in four sections, electrically adjustable	✓	✓	✓	✓
Mattress base tiltable to reverse-Trendelenburg position	✓	✓	✓	✓
Mattress base tiltable to Trendelenburg position	0	0	0	-
Comfort mattress base inserts	0	0	0	0
Hygiene mattress base	0	0	0	0
Easy to remove from chassis	✓	✓	✓	✓
Mattress base width 100 cm	0	0	0	-
Mattress base width 90 cm	✓	✓	✓	✓
Castors				
Double castors	Ø 50 mm	Ø 100 mm	Ø 50 mm 8 x	Ø 50 mm
Castor locks, per axle	✓	-	✓	-
Castor locks, central	0	✓	-	✓
Wall deflection systems				
Wall deflection roller	0	0	0	-
Wall spacer on chassis	0	0	0	0
Adjustment ranges				
Height adjustment	25 – 80 cm	28 – 83 cm	25 – 80 cm	25 – 80 cm
Backrest adjustment to approx. 70°	✓	✓	✓	✓
Thigh rest adjustable up to about 40°	✓	✓	✓	✓
Lower leg rest adjustable up to about 22°	✓	✓	✓	✓
Reverse-Trendelenburg position up to approx. 12°	✓	✓	✓	✓
Trendelenburg position up to 12°	0	0	0	-
Miscellaneous				
Support elements with easy-to-clean metal slats	✓	✓	✓	✓
Choice of wooden surrounds as shown in the brochure (dimensions will vary depending on safety side design and the headboard and footboard model)	✓	✓	✓	Head and footboards: Nobla, Nobla reha, Nobla mala
Vario Safe panels	0	0	0	0
Wood decors as shown in brochure	✓	✓	✓	✓
2 receivers at the head end for patient lifting pole/infusion stand	✓	✓	✓	✓
CRP release	0	0	0	-
Bed extension approx. 20 cm	0	0	0	0
Linen holder ³⁾	0	0	0	-

✓ = Standard feature
0 = Available as an option – = Not available

²⁾ in lowest mattress base position

³⁾ not possible with integrated combined safety sides

⁴⁾ not for Libra partner

STIEGELMEYERGROUP



Solutions for people who care

The Stieglmeier Group is Germany's leading manufacturer of medical beds for hospitals, nursing homes and homecare. With modern bedside cabinets, furniture and digital assistance systems, it is also an innovative provider of comprehensive solutions. The family-run company successfully develops offers for international markets in more than 100 countries.

Our strengths:

- Product development at our Herford headquarters in Germany – production in four modern factories in Germany and Poland
- Factory in China for the Chinese market
- Subsidiaries and sales partners in many countries
- Top-class service with reliable spare parts supply
- Training and process optimisation for our customers
- Sustainable action with strong social commitment

Our expertise

- Hospital
- Nursing home
- Homecare
- Lifestyle beds
- Furniture systems
- Service

Our values

- Experienced
- Human
- Reliable
- Solution-focused
- Open-minded
- Confident

1 000
EMPLOYEES
WORLDWIDE

11
LOCATIONS
in Germany, Poland,
the Netherlands, Belgium,
France, Finland,
South Africa and China

Tailor-made
OFFERS
for all
MARKETS

MORE THAN
100 000
beds produced
every year

International
CERTIFI-
CATION

UP TO
15-YEAR
spare part availability

DISTRIBUTION
in more than
100 countries

GERMAN
ENGINEERING

Our brands





STIEGELMEYERGROUP

Solutions for people who care



Hauptsitz / Headquarters

Deutschland / Germany
Stieglmeyer GmbH & Co. KG
Ackerstraße 42
32051 Herford
Phone +49 (0) 5221 185-0
Fax +49 (0) 5221 185-100
info@stieglmeyer.com
www.stieglmeyer.com



Hauptsitz / Headquarters

Deutschland / Germany
Burmeier GmbH & Co. KG
Industriestraße 53
32120 Hiddenhausen
Phone +49 (0) 5223 9769 - 0
Fax +49 (0) 5223 9769 - 090
info@burmeier.com
www.burmeier.com

France
Stieglmeyer SAS
16 Avenue de l'Europe
Bâtiment SXB1
67300 Schiltigheim
Phone +33 (0) 4 7238 - 5336
contact@stieglmeyer.fr
www.stieglmeyer.fr

South Africa
Stieglmeyer Africa (PTY) Ltd.
The Estuaries - Century City
Cape Town, 7441
Phone +27 (0) 21 555 - 1415
Fax +27 (0) 21 555 - 0639
info.southafrica@stieglmeyer.com
www.stieglmeyer.co.za

Nederland / Netherlands
Stieglmeyer BV
Peppelenbos 7
6662 WB Elst
Phone +31 (0) 345 581 - 881
info@stieglmeyer.nl
www.stieglmeyer.nl

Suomi / Finland
Stieglmeyer Oy
Ahjokatu 4 A
15800 Lahti
Phone +358 (0) 3 7536 - 320
stieglmeyer@stieglmeyer.fi
www.stieglmeyer.fi

Polska / Poland
Stieglmeyer Sp. z o.o.
86-212 Stolno
Grubno 63
Phone +48 56 6771 - 400
Fax +48 56 6771 - 410
info.stolno@stieglmeyer.pl
www.stieglmeyer.pl

België / Belgique / Belgium
Distrac Group
3320 Hoegaarden
Bleyveld 14
Phone +32 (0) 16 76 82 82
info@distracgroup.com
www.distracgroup.com

China
Stieglmeyer China Co. Ltd.
Poly Center, No. 8 South Wenhua Road
Dongping New Town, Shunde District
528300 Foshan
Phone +86 757 29878710 - 0
info@stieglmeyer.cn
www.stieglmeyer.cn



stieglmeyer-group.com

Nicht alle Produkte und Konfigurationen sind in jedem Land verfügbar. Not all products and configurations are available in every country.
Technische Änderungen vorbehalten. Leichte Farbabweichungen der Originale sind drucktechnisch bedingt. Stand 12/2024. Version 11-125. Artikel-Nummer 601566.
Subject to technical changes without notice. The shown product colours may differ slightly from the actual product. Last updated 12/2024. Version 11-125. Item no. 601566.

International Edition