

Regia
partner



Configure your ideal, tailor-made bed

Name

Date

Company


Customer number

1. Basic model

Item number 266800

✓	Product	Description	Item number
	Regia partner care bed 180 x 200 cm	Mattress base and chassis <ul style="list-style-type: none"> • 2 x 4-section mattress base with metal slats • Height adjustment range of 26 - 80 cm • Central braking system and homelike castor covers 	266800MON_030
The comfort mattress base and bed extension can be selected in Section 5 "Accessories and optional equipment". You can find the dimensions of the bed in the appendix of this brochure.			

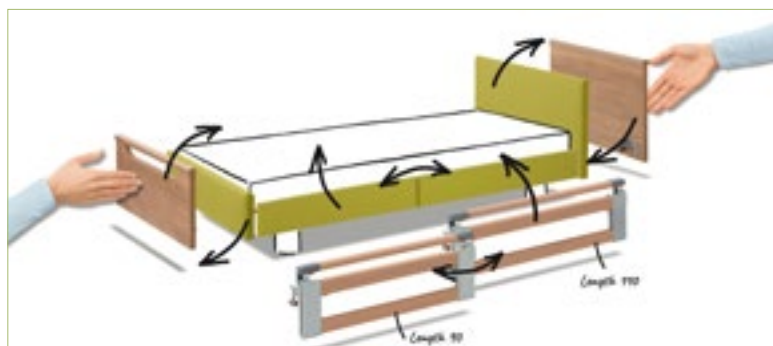
2. Side elements

✓	Product	Description	Item number
	Split safety sides at both ends, telescopic (TSG) 	these consist of: <ul style="list-style-type: none"> • 2 x TSG 110 cm • 2 x TSG 90 cm • For attachment at head or foot end as required 	SEE_001





The Regia partner is supplied with the patented Easy Switch system for all attachments.



Head and footboards, split safety sides and side panels can be quickly and easily fitted without using any tools. They are attached with easy-to-operate fasteners.







✓	Product	Description	Item number
	Split safety sides at head end, telescopic (TSG) and wooden side panels 	these consist of: <ul style="list-style-type: none"> • 2 x TSG at head end 110 cm • 2 x wooden side panels at foot end 90 cm • TSG 110 cm is fully compliant with the standards 	Specify all of the following: SEE_004 SEA_001 SBU_001
	Split safety side at head end, telescopic (TSG) and wooden side panels	these consist of: <ul style="list-style-type: none"> • 2 x TSG at head end 90 cm • 2 x wooden side panels at foot end 110 cm • TSG 90 cm leaves plenty of room for getting in and out of bed 	Specify all of the following: SEE_004 SEA_002 SBU_001
	Split safety sides at head end, telescopic (TSG), and fabric/faux leather side panels 	these consist of: <ul style="list-style-type: none"> • 2 x TSG at head end 110 cm • 2 x fabric/faux leather side panels at foot end 90 cm • TSG 110 cm is fully compliant with the standards 	Specify all of the following: SEE_004 SEA_001 SBU_002
	Split safety side at head end, telescopic (TSG) and fabric/faux leather side panels	these consist of: <ul style="list-style-type: none"> • 2 x TSG at head end 90 cm • 2 x fabric/faux leather side panels at foot end 110 cm • TSG 90 cm leaves plenty of room for getting in and out of bed 	Specify all of the following: SEE_004 SEA_002 SBU_002
	Wooden side panels 	these consist of: <ul style="list-style-type: none"> • 2 x wooden side panels 110 cm • 2 x wooden side panels 90 cm • For attachment at head or foot end as required 	Specify all of the following: SEE_003 SBU_001
	Fabric/faux leather side panels 	these consist of: <ul style="list-style-type: none"> • 2 x fabric/faux leather side panels 110 cm • 2 x fabric/faux leather side panels 90 cm • For attachment at head or foot end as required 	Specify all of the following: SEE_003 SBU_002

3. Headboards and footboards








✓	Product	Description	Item number
	Nobla Cannot be combined with full-length safety sides (DSG) 	<ul style="list-style-type: none"> • 2 x Headboard Nobla • 2 x Footboard Nobla 	KFH_011
	Nobla mala Cannot be combined with full-length safety sides (DSG) 	<ul style="list-style-type: none"> • 2 x Headboard Nobla • 2 x Low-level footboard Nobla mala 	KFH_013

✓	Product	Description	Item number
	Nobla (upholstered) Cannot be combined with full-length safety sides (DSG) 	<ul style="list-style-type: none"> • 2 x headboard, upholstered • 2 x footboard, upholstered • Fixed upholstery with non-removable fabric/faux leather • See Section 4 for properties 	KFH_019
	Nobla mala (upholstered) Cannot be combined with full-length safety sides (DSG) 	<ul style="list-style-type: none"> • 2 x headboard, upholstered • 2 x low-level footboard, upholstered • Fixed upholstery with non-removable fabric/faux leather • See Section 4 for properties 	KFH_020



4. Wood decors, cover materials and faux leather



✓	Product	Description	Item number
	Standard decor 	Natural Beech R 24010 The friendly, homelike decor to suit every interior design	DHU_027
	Special decor 	Havana Cherry R 42006 The warm decor with a smoky note for a cosier atmosphere	DHU_024
	Covering fabric 	Light green Tiba 6210 <ul style="list-style-type: none"> • A young, fresh colour • 100% polyester • Easy to clean • Not removable 	BSH_H006
	Covering fabric 	Red Tiba 3210 <ul style="list-style-type: none"> • Classical, warm colour with homelike elegance • 100% polyester • Easy to clean • Not removable 	BSH_H001
	Faux leather 	White 1-1142-197 <ul style="list-style-type: none"> • White faux leather for an elegant designer bed • Easy to clean • Not removable 	BSH_K009
	Faux leather 	Anthracite 1-1142-395 <ul style="list-style-type: none"> • A modern, subtle colour for a variety of combinations • Easy to clean • Not removable 	BSH_K025

5. Accessories and optional equipment

✓	Product	Description	Item number
	Patient lifting pole with triangular grab handle 	<ul style="list-style-type: none"> Makes it easier for resident to sit up in bed without assistance Colour: Argentum Can be slotted into the lifting pole sleeves on the right or left side at the head end 	188223
	Bed extension for 90 and 100 cm mattress base widths with split safety sides (TSG) 	<ul style="list-style-type: none"> Extends the mattress base to 218 cm 	LFL_008
	Plug-in reading lamp 	<ul style="list-style-type: none"> Radiates a pleasant, cosy light 	264877
	Reading lamp for attachment to the patient lifting pole 	<ul style="list-style-type: none"> Can be slotted into the lifting pole sleeves on the right or left side at the head end 	289177
	Foam leather cover for split safety sides (TSG) 90 cm 	<ul style="list-style-type: none"> Covers the telescopic safety sides and protects the resident 	733670 (one element)
	Foam leather cover for split safety sides (TSG) 110 cm 	<ul style="list-style-type: none"> Four elements are necessary for complete covering 	733669 (one element)
	2 x Comfort mattress base 	<ul style="list-style-type: none"> 50 spring elements for you to assemble by simply clicking them into place For maximum comfort 	ZLFA003

6. Mattresses and mattress pieces

✓	Product	Description	Item number
Mattress Sky-fit			
		90 cm x 200 cm x 14 cm	283924
Mattress Comfort-fit			
		90 cm x 200 cm x 14 cm	283922

✓	Product	Description	Item number
Mattress Basic-fit			
		90 cm x 200 cm x 12 cm	261477
		90 cm x 220 cm x 12 cm	261484
	Mattress piece for bed extensions 	<ul style="list-style-type: none"> • Extends the mattress when the bed extension is in use • Dimensions (W x L x H): 90 x 20 x 14 and 100 x 20 x 14 cm • Colour: White • with PU cover 	209240

Overall dimensions of the Regia partner

When fitted with the Primus headboard, the Regia 90 x 200 cm has the following overall dimensions:

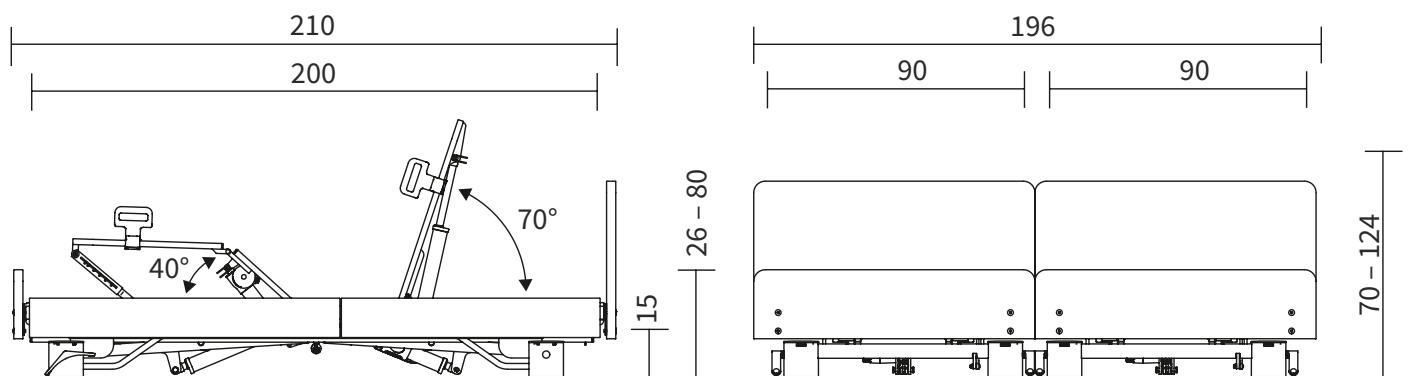
Length: 210 cm (with bed extension, split safety sides (TSG): 229.1 cm)

Width: 196 cm

Height, depending on adjustment: 62.1 – 113.2 cm

Ground clearance for lifting equipment: 14.5 cm

The dimensions for all headboard models can be taken from the following drawings (approximate dimensions in cm):



Burmeier GmbH & Co. KG
 Industriestraße 53
 32120 Hiddenhausen
 Phone +49 (0) 5223 9769 - 0
 Fax +49 (0) 5223 9769 - 090
 info@burmeier.com
 www.burmeier.com

A Stiegelmeyer-Group company

