


ESSENTIALLY BETTER



Accessories for care beds
Enjoy more comfort and safety
every day



Create your personalised dream bed with Stiegmeyer accessories

Better quality of life and stress relief

Even the standard versions of Stiegmeyer care beds offer a wide range of options. With the right accessories, they become tailor-made dream beds that cater to the resident's every need and considerably relieve the burden on care staff. The central focus is on improving safety for the resident, ensuring a higher quality of everyday life and protecting the beds from damage. Many accessories can also be purchased retrospectively and easily attached or removed. Enhance your establishment's public image, improve the standard of care and protect your valuable investments.

Contents	
4	Wall spacers
5	Wall deflection rollers
6	Patient lifting pole
8	Bed extension
11	Extension of the lower leg rest
12	Filler piece
13	Lamps
14	Vario Safe
16	Accessories for the safety sides
17	Fall prevention
18	Protective covers & protective padding
21	Transport
22	Accessories for added comfort
24	Medical supplies
30	The Stiegmeyer-Group



Wall spacers
Page 4



Wall deflection rollers
Page 5



Patient lifting pole
Page 6



Bed extension
Page 8




Extension of the lower leg rest
Page 11



Filler piece
Page 12



Lamps
Page 13



Vario Safe
Page 14



Accessories for the safety side
Page 16



Fall prevention
Page 17



Protective covers and protective padding
Page 18



Transport
Page 21



Accessories for added comfort
Page 22




Medical supplies
Page 24

Available for all models



On the following pages, this symbol indicates the bed models for which a particular accessory is available. When placing an order, please always state your bed model.



- ▲ Wall spacers protect the bed, walls, sockets and furnishings. This picture shows the version with the standard buffer.

Available
for all models



Wall spacers

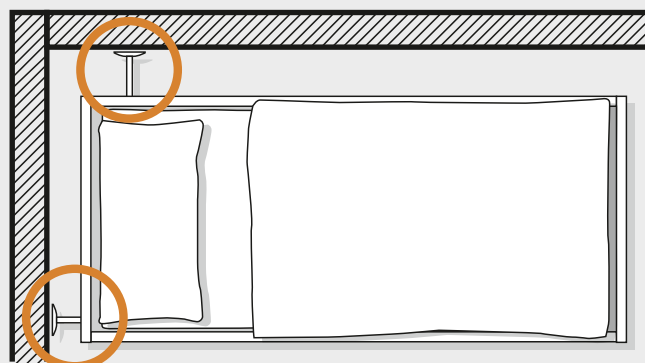
Our care beds can be easily and precisely manoeuvred. Nevertheless, in the hectic pace of everyday life, there may be occasional collisions with the walls of the room – especially **in tight spaces**. In such cases, wall spacers protect the bed, the wall and the furniture from damage.

Wall spacers can be attached to the **longitudinal and transverse supports** of the bed, **without the use of tools**. There they can protect the **head and foot ends** of the bed as well as the **long sides**. A special version with a disc-shaped buffer that distributes the pressure over a larger area has been specially developed to protect lightweight wall constructions.

ESSENTIALLY BETTER

Protected on all sides

- When the bed is manoeuvred in the corner of a room, wall spacers at the head end and on the long side offer ideal protection.
- You can order both models when you order the bed.
- No tools are required to attach or remove the wall spacers.



- ▲ The wall spacer with a disc-shaped buffer distributes the impact force over a larger area and is therefore ideal for protecting lightweight wall constructions.

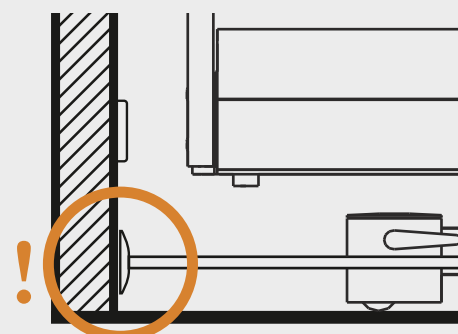


- ▲ All models can be attached to the chassis of the bed without using any tools.

ESSENTIALLY BETTER

Models for all requirements

- Wall spacers prevent damage due to collisions with furniture and power sockets when manoeuvring the bed



- Many different models to choose from
- Buffer absorbs the shock
- Optional disc-shaped buffers distribute the pressure even more widely – ideal for protecting lightweight wall constructions
- Dimensions to suit your bed

Wall deflection rollers



If the bed brushes against the wall or door frame during manoeuvring or height adjustment, our wall deflection rollers ensure optimum protection. Their rotating elements are activated by both **horizontal** and **vertical** movements and absorb the impact energy.

Available for the models:
Elvido, Elvido breve,
Elvido vervo, Elvido movo,
Elvido forto, Venta,
Venta movo and Venta forto
with full-length
or split
safety sides



Patient lifting pole

Our patient lifting poles help residents to **pull themselves up** into a more **comfortable position** in bed. They are also used for securely attaching infusion equipment. The pole is angled forward slightly and will not hit the wall of the room even if the bed is moved to the Trendelenburg position.



The **cable holders** help to keep cables and supply lines safely positioned during day-to-day use. They simply **clip** onto the cylindrical patient lifting pole. The cables can then be laid close to the pole for better protection from damage. If the cable is pulled, the holders will unclip automatically to prevent the cable from tearing.



▲ The cylindrical lifting pole can be fitted into the lifting pole sleeves at the head end, either on the right-hand or left-hand side. Two pins prevent the grab handle from slipping off.



▲ IV bags can be attached using an infusion holder that fits on the lifting pole arm.



▲ The basic grab handle with synthetic belt has finger recesses to ensure a firm grip when pulling up into a sitting position.



▲ The soft-touch grab handle has been optimised for extra comfort, with a pleasantly soft surface and two different gripping heights.



▲ The rope ladder that fixes to the foot end of the bed helps the resident to sit up independently without using a patient lifting pole.

Available for all models:

- Patient lifting pole*
- Standard grab handle
- Soft-touch grab handle
- Cable holder for lifting pole
- Rope ladder
- Infusion holder



* Lifting pole not available for Vertica care



Bed extension

More room for tall residents

People have been growing taller on average for many decades, while demands regarding personal **comfort** also continue to increase. With bed extensions, every care home is well prepared to meet all requirements.

Many of our beds already come with a pull-out bed extension as standard. In the case of the Venta, for example, the extension is ready for use without any additional accessories. Other models require extended or extendable cover panels and safety sides. We would be happy to advise you on how to configure or retrofit your beds. In every case, the bed extension is **easy to operate** and considerably improves the well-being of the resident.

ESSENTIALLY BETTER

The right model for every bed

We offer different bed extensions depending on the model of bed:

- integrated bed extension for immediate use (Venta range, extendable side panels are available as accessories)
- integrated bed extension with a retrofit set comprising extended or extendable side elements (Elvido range)
- attachable bed extension with appropriate side elements (Libra range)

Telescopic bars and panels allow flexible use of the bed extension. ▶

Venta range

All Venta models are equipped **as standard** with a pull-out bed extension, which can be used without the need for tools or additional accessories. Telescopic side panels are available, on request, for an even **more homelike look**.

The locking mechanism of the Venta's bed extension can be released by turning the knobs under the foot section. ▶



▼ The standard bed extension of the Venta can be pulled out effortlessly.



◀ Optional telescopic side panels ensure that the bed surround is always complete, with no gaps.

Available for the models: Venta, Venta movo and Venta forto



Elvido range

Our Elvido models are also equipped **as standard** with a pull-out extension. If this bed extension is used, the side bars must be replaced and panel infill pieces are required for the panels.

If safety sides are only fitted at the head end, or not fitted at all, the integrated pull-out extension pieces can be used without any additional or replacement parts.

▼ The expansion set comprises four longer bars for the safety sides and two infill pieces for the side panels.



For an extra charge, the Elvido models can be equipped with an integrated bed extension with **telescopic bars and panels**. Once the locking bolt has been released, the extension can be pulled out with ease.

Available for the models: Elvido, Elvido vervo, Elvido movo, Elvido brevo and Elvido forto



Libra range

The optional bed extension for the Libra is fitted onto the bed frame at the foot end. If the bed is equipped with the **Vario Safe system**, two 110 cm long safety sides or panels can then be attached to the sides of the bed. A combination of 90 cm long safety

sides and 130 cm long panels can also be selected. **Expansion sets** for extending the side elements are also available for models with full-length or combinable safety sides.



▲ The Libra bed extension is fitted onto the bed frame at the foot end.



▲ A perfect-fit mattress piece is available for lengthening the mattress.



▲ If the Libra is equipped with the Vario Safe system, then two 110 cm long safety side elements are used to provide optimum protection when the bed extension is in use.

Available for the models:
Libra, Libra movo and
Libra bodenfrei Plus



For our other care beds

Bed extensions are also available for our Amara tero, Arena, Classiko and Vertica care models. **Please contact us for details.**



▲ Arena



▲ Classiko



▲ Vertica care

Extension of the lower leg rest

Health-promoting positions with the bed extension

The four-section mattress bases of our care beds can be adjusted to **many positions**, which are not only comfortable but also promote the health of residents. In order to use make optimal use of raised leg positions, for example, for taller residents too, the use of a lower leg rest extension is recommended when the bed is extended. The metal part can be **easily hooked onto** the lower leg rest and moves with the leg rest during adjustments. You can choose between using a longer mattress or a precisely fitting **mattress extension piece**.



The lower leg rest extension moves with the mattress base when adjustments are made. ▶



▲ A mattress piece is available for the lower leg rest extension to extend the mattress accordingly.

Filler piece

Comfort and restful sleep when lying down

Another option for extending the mattress base when the bed extension is used is to insert a filler piece that **snaps** into the bed frame. This provides seamless comfort when the lower leg rest is in its home position. When mattress base adjustments are made, it does not move.

Available for all models



▲ The precisely fitting filler piece extends the mattress and gives tall residents room to stretch out.



▲ The filler piece has an integrated fixing bracket for easy attachment without the use of tools.



▲ The filler piece does not move when the mattress base is adjusted.



▲ The Sola reading lamp has an attractively shaped lamp head made of shatterproof plastic.



▲ The lamp head of the Sira model is particularly easy to clean from the inside. The Sira is always operated with a cord switch. This feature is optional for the other two models.

This model is also available in a different colour, where the lamp shade is accentuated with blue.



Lamps

Our lamps provide **pleasant, cosy lighting** for the residents – without disturbing other people in the room. They generate very little heat, which makes them especially **safe**. The Sola, Stella and Sira models have an attractive and elegant design. They can be mounted in the patient lifting pole sleeves, on the lifting pole, or on the bedside locker.

◀ The Stella reading lamp can be used with our Out-of-Bed system: When the resident gets out of bed during the night, the light goes on automatically.

◀ The lamps can be fitted at the head end using the sleeves for patient lifting poles. The integrated locking adapter prevents any unintended rotation of the lamp arm.

Available for all models*

* Not available for Vertica care



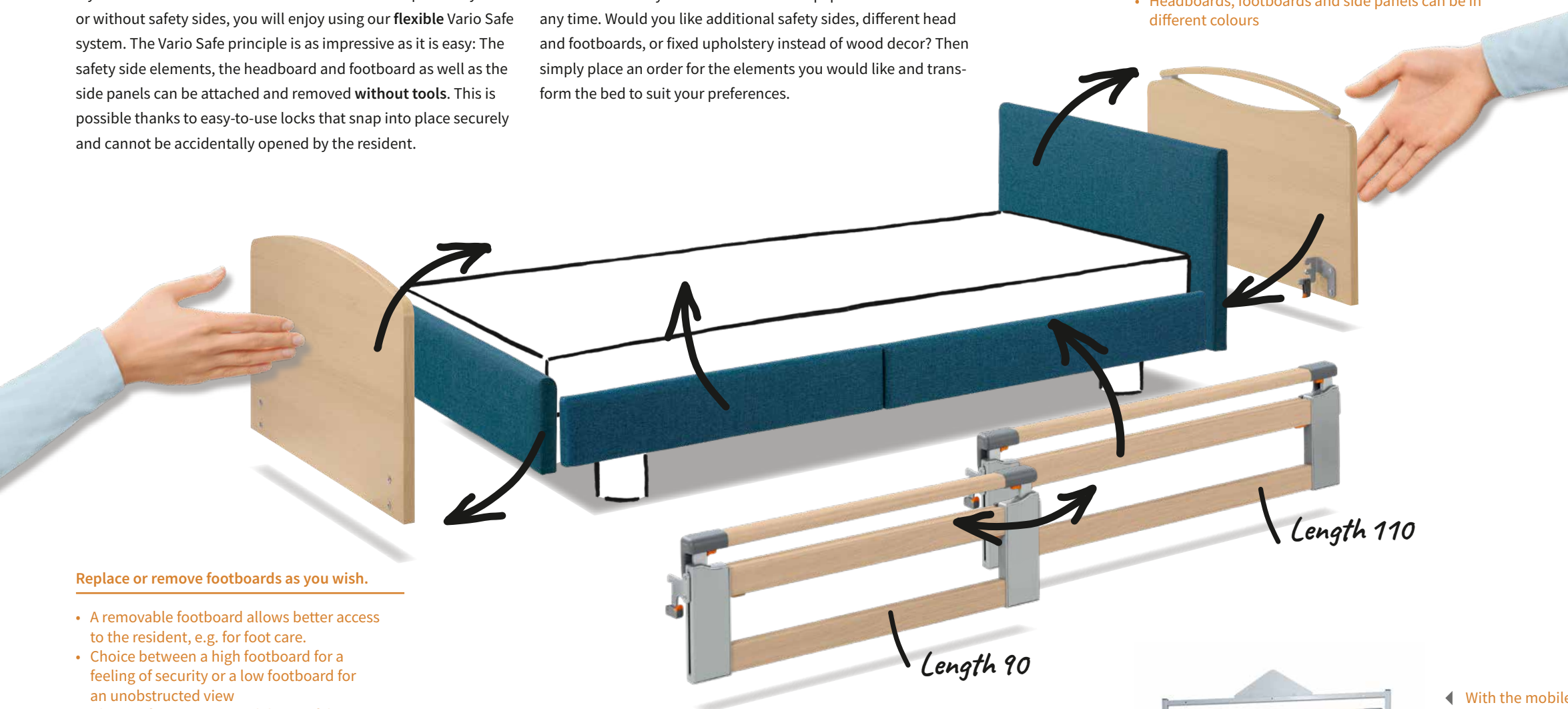
Vario Safe for the Elvido and Libra – the best solution for standard-compliant safety

If you choose the **Elvido** or the **Libra** models with split safety sides or without safety sides, you will enjoy using our **flexible** Vario Safe system. The Vario Safe principle is as impressive as it is easy: The safety side elements, the headboard and footboard as well as the side panels can be attached and removed **without tools**. This is possible thanks to easy-to-use locks that snap into place securely and cannot be accidentally opened by the resident.

Vario Safe allows you to **retrofit or add** equipment to the bed at any time. Would you like additional safety sides, different head and footboards, or fixed upholstery instead of wood decor? Then simply place an order for the elements you would like and transform the bed to suit your preferences.

Replace headboards in seconds whenever required

- Homelike design variants, with or without handle bars
- Choice of attractive wood decors, fabrics and faux leather
- Headboards, footboards and side panels can be in different colours



Replace or remove footboards as you wish.

- A removable footboard allows better access to the resident, e.g. for foot care.
- Choice between a high footboard for a feeling of security or a low footboard for an unobstructed view
- Choice of attractive wood decors, fabrics and faux leather

Protective paddings are available for the two different lengths of safety sides (see page 20).

Attach or remove the split safety sides as required

- Two elements, 90 and 110 cm long, can be freely combined or used separately.
- Using just the 110 cm lengths at the head end ensures standard-compliant side protection.
- Using only the 90 cm length at the head end gives reassurance and orientation yet leaves ample space to get in and out of bed.

*Safety sides
freely combinable:
110/90 or 90/110*



◀ With the mobile Vario Safe trolley, side elements not currently in use can be stored conveniently in the vicinity of the care beds.

ESSENTIALLY BETTER

Vario Safe – flexibility for everyday care

Everyone is talking about adaptable care beds – but with our Vario Safe system you get the best and most mature solution. Here are the advantages at a glance:


Headboards and footboards

Combine a wide range of attractive forms, wood decors and fabrics – which can be fitted in a matter of seconds.




Panels

Instead of the individual safety side elements, attractive panels with a wood or upholstered look can be fitted.



Safety sides

The split safety side provides standard-compliant protection without restricting the resident's mobility.




Accessories for the safety sides

Better protection and orientation

For all Stiegmeyer care beds, safety side systems can be selected accordingly to meet the requirements of the care home and its residents. The protection of those in need of care can be further optimised by selecting suitable accessories.

If very thick anti-decubitus mattresses are used, the height of the full-length safety sides can be increased by adding an **easily at-**

tachable bar. Residents can then continue to benefit from an ideal protective height. If you are using the modern telescopic safety sides of the Venta care bed, you can close off the last opening, near the foot end, with an **infill element** to ensure complete and seamless safety. If, on the other hand, a resident is still so independent that an orientation aid at the head end will suffice instead of a safety side, then the small **EasyGrip** rail is recommended.




Available for all beds with full-length safety sides

▲ If thicker mattresses are used, the height of all full-length safety sides can be increased by approximately 14.5 cm by adding a clamp-on safety side bar to improve the resident's safety. An eccentric fitting ensures compatibility with various types of safety side bars.

Available for all beds with full-length or split safety sides

▲ The transmitter clip for the handset allows the handset to be fixed conveniently to the upper bar of the safety side. The clip is available for all bed models. Please state the bed model when you place your order.



Available for the models: Venta, Venta movo and Venta forto

▲ An optional infill piece closes the small gap at the foot end of the telescopic safety side on the Venta care bed.

Available for the models: Elvido, Elvido vervo, Elvido movo, Elvido brevo and Elvido forto

▲ For residents who do not require safety sides, the EasyGrip rail provides orientation and promotes spatial perception.



The fall protection mat, made of 3 cm thick composite foam is slip and tear resistant.

Fall prevention

When care-dependent people leave the bed, there is often a risk of falls and injury. At the same time, however, it is important that they remain **mobile**. Our fall protection mats and fall mats offer protection for residents when they get out of bed. They are an attractive addition or alternative to safety sides.

More protection without the use of deprivation of liberty safeguards



▲ The fall protection mat can be quickly folded up and stowed behind the head or footboard when not in use.



◆ The fall mat is fixed to the safety sides with convenient snaps and can be folded up when not in use. The mat is made of robust faux leather and foam padding.



▲ The cushion for fall prevention breaks the fall and converts it into a rolling movement. The ramp is made of firm foam padding encased in a PU cover.



Available for all models:

- Fall mat*
- Fall protection mat
- Replacement cover
- Cushion for fall prevention

* Fall mat not available for Venta



Customised
protection for special
requirements

Protective covers and protective padding

Covers wrapped around the safety sides prevent restless residents from knocking against the bars or reaching through them. The **foam leather cover** completely encases the inside and outside of the safety side. Different, perfectly fitting versions are available for the full-length and split safety sides and for the Venta safety sides.

The Venta safety sides can be neatly covered in their basic form (right side of the bed) as well as when extended (left side of the bed).



Available
for all models



A separate foam leather cover is available for the centre support of the combinable safety side.



▲ The protective cover for the full-length safety sides can move up and down with the bars.



These **slip-on padded covers** line the inside of the safety side with 20 mm thick moulded foam. The resident therefore enjoys maximum protection. The covers can be securely attached with Velcro fasteners. Padded covers are available for the elements of the combinable, full-length and Venta safety sides.

▲ Comfortable covers: The slip-on padded cover for the Venta safety side.

To make it easier for the resident to get in and out of bed, **cushions** are available in a variety of forms for inserting at the side of the bed to fill the gap. These increase the sitting surface of the bed.



▲ In the case of the combinable safety sides, the head-end and foot-end sections can each be fitted with a padded cover.



▲ The telescopic Venta safety sides can also be completely covered with two padded covers (left side of the bed).

◀ A foam leather cover for the headboard protects residents from bumping their heads when straightening up or changing position.



Cushion for easy entry and exit with the Venta care bed

In the Venta family of beds, an extension cushion offers gapless comfort and allows the resident to stand up **even more comfortably**. If the safety side is raised but not extended along the length of the bed, the extension cushion can be inserted to fill the gap. Now the resident can sit on the side of the bed even more comfortably and gather strength before standing up. The resident's **mobility** is maintained and promoted.



▲ The extension cushion for our Venta makes it easier to get in and out of bed.



▲ The tall version of the cushion also protects the side panel.

Vario Safe – all-round protection

The elements of the **Vario Safe** system's split safety sides are particularly flexible and easy to use. And covering them is just as easy, thanks to special **tailor-made** foam leather covers. One cover for each element is attached or removed in a few moments using snap fasteners. This means that residents can enjoy optimum protection in the Libra or Elvido vervo with Vario Safe.



▲ The split safety sides along one side of the bed can be completely covered using two foam leather covers.



▲ A protective cover is available for each element of the split safety sides, as required.



▲ The foam leather covers are simply placed over the safety sides like sheets and fastened at the bottom with snap fasteners.



Transport

Care beds from Stieglmeyer can be moved effortlessly from room to room. However, when moving the bed through narrow doors or for maintenance and storage, it can be very helpful to tip the bed onto its **long side**. To do this, simply attach our bed transporter to the side of the bed by fixing it to the ends of the headboard and footboard. Now you can push the bed along on its narrower long side and have free access to the chassis.

The bed transporter can be used with all beds that have a fixed wooden surround. Its **large castors** can be swivelled and locked individually.

▲ With the help of the bed transporter, the care bed can be tipped onto the narrower long side for moving.



▲ No tools are required to attach the bed transporter to the headboard and footboard.



Accessories

for more comfort in everyday life

A pleasurable meal in bed, a practical storage space for your mobile phone, or a USB port within easy reach – small details can dramatically increase the quality of life. With our original accessories, you can bring joy and well-being into everyday life and relieve the strain on care staff.

Availability for the individual models



The ordering options are shown in the table.



▲ The tray is placed on top of the raised safety sides. When not in use, the tray can be suspended from the headboard.



▲ The magazine rack offers ample space for storing care documentation or magazines. It can be attached to the bed or the bedside cabinet.



▲ The practical writing table can be used anywhere. It is easy to adjust to the right position and can be folded away. Documents are held in place by a clip and by aluminium profiles.

Model variant	Elvido	Elvido brevo
Document holder	✓	✓
Label frame	✓	✓
Device rack	✓	✓
Writing table	✓	✓
Crutch holder	✓	✓
Tray	✓	✓
Cable holder on mattress base frame	✓	✓
Satellite control	–	–
Rechargeable battery set with digital 24V control	✓	✓
Storage tray	✓	✓

Clip-on USB extension cable
Available for all bedside cabinets fitted with an optional rail



▲ The device rack hooks onto the headboard or footboard and can be used to attach compressors for anti-decubitus systems. At the same time, it also offers space for towels.



▲ The crutch holder can be freely positioned and fixed with a suction pad. An eccentric locking system makes it particularly easy to fix the holder to the bed or bedside cabinet and remove it again as required.



▲ The self-adhesive label frame made of aluminium makes it easy to remove and insert name labels.



▲ The low-voltage rechargeable battery allows bed adjustments to be made during a power cut.



▲ The storage tray for glasses or mobile phones can be attached to full-length or split safety sides using a Velcro fastener.



▲ The USB clip that snaps onto the rail of the bedside cabinet provides power for personal devices.

Elvido vervo	Elvido movo	Elvido forto	Elvido rega	Venta	Venta movo	Venta forto	Libra	Libra bodenfrei	Libra bodenfrei Plus	Amara tero	Arena	Classiko	Vertica care
✓	✓	✓	✓	✓	✓	✓	✓	✓	✓	✓	✓	✓	–
✓	✓	✓	✓	✓	✓	✓	✓	✓	✓	✓	✓	✓	✓
✓	✓	✓	✓	✓	✓	✓	✓	✓	✓	✓	–	✓	✓
✓	✓	✓	✓	✓	✓	✓	✓	✓	✓	✓	✓	✓	✓
✓	✓	–	✓	✓	✓	✓	–	–	–	✓	–	✓	–
✓	✓	✓	–	✓	✓	✓	–	–	–	–	–	–	–
–	–	–	–	–	–	–	–	–	–	✓	–	–	–
✓	✓	✓	✓	✓	✓	✓	–	–	–	–	–	–	–
✓	✓	✓	✓	–	–	–	✓	✓	✓	✓	✓	✓	✓

Medical supplies

During every day care, medical aids need to be within easy reach around the bed. Our accessories allow these aids to be fixed easily to the care bed, close to the resident.



▲ The urine bag holder hooks over the lower bar of the safety sides. It also creates a gap to allow drainage tubes to pass through.



▲ The urine bottle holder fits onto the side of the safety side bars and holds the urine bottle securely in place.

▼ In the case of Elvido models that are equipped with a supply rail (optional), the universal holder for drainage bags can be simply inserted into the fixing bracket.



Two different models of the infusion stand are available: straight and angled. Both infusion stands are attached by inserting them into one of the lifting pole sleeves, using adapter sleeves. The straight infusion stand is height adjustable and each hook can support a weight of 2 kg. The angled infusion stand is bent at 45 degrees to prevent damage to walls when the mattress base is tilted.



Model	Elvido	Elvido brevo
Urine bag holder for safety side bars	✓	✓
Urine bag holder for Venta for the outer side panels	-	-
Urine bottle holder	✓	✓
Infusion stand, straight	✓	✓
Infusion stand, angled at 45°	✓	✓
Adapter sleeve for infusion stand	✓	✓

Elvido vervo	Elvido movo	Elvido forto	Elvido rega	Venta	Venta movo	Venta forto	Libra	Libra bodenfrei	Libra bodenfrei plus	Amara tero	Arena	Classiko	Vertica care
✓	✓	✓	✓	-	-	-	✓	✓	✓	✓	✓	✓	-
-	-	-	-	✓	✓	✓	-	-	-	-	-	-	-
✓	✓	✓	✓	✓	✓	✓	✓	✓	✓	✓	✓	✓	-
✓	✓	✓	✓	✓	✓	✓	✓	✓	✓	✓	✓	✓	-
✓	✓	✓	✓	✓	✓	✓	✓	✓	✓	✓	✓	✓	-

Availability for the individual models

The ordering options are shown in the table.

Custodians of values Shapers of the future

STIEGELMEYERGROUP

Custodians of values

Our company was founded in Herford in 1900 and is still a family-run enterprise today. Respect and a sense of responsibility towards our customers, employees and partners form the basis for our day-to-day work. Based on these values and our many years of experience, we offer our customers all over the world high-quality products, solutions and services to meet the needs of the care and healthcare sectors.

Shapers of the future

In order to cope with rapid changes in the care and healthcare sectors, we develop all our products ourselves. Creating innovations and visions of what care will be like in future are the goals we pursue. We maintain regular contact with our customers in order to support them in their daily tasks. Implementing tomorrow's trends today is a successful tradition of ours.

Our expertise

Hospital

Nursing home

Homecare

Lifestyle beds

Furniture systems

Service



The Stiegmeyer-Group is your international partner for hospitals and care facilities and, with the Burmeier brand, also for caring in the home. We support our customers with practice-oriented products, solutions and services that we are constantly developing further.

- Founded in 1900 and still family managed
- Over 1,100 employees worldwide
- All core products manufactured in proprietary factories
- Product development and production in Germany
- Service, training and process optimisation at customer's premises
- International certification and export to more than 60 countries
- Distribution companies located in Belgium, Finland, France, Netherlands, Poland and South Africa

Our brands


STIEGELMEYER


BURMEIER



STIEGELMEYERGROUP

Hauptsitz / Headquarters

Deutschland / Germany
Stieglmeyer GmbH & Co. KG
Ackerstraße 42
32051 Herford
Phone +49 (0) 5221 185 - 0
Fax +49 (0) 5221 185 - 252
info@stieglmeyer.com
www.stieglmeyer.com

France
Stieglmeyer SAS
8 Allée des Chevreuils
69380 Lissieu
Phone +33 (0) 4 7238 - 5336
Fax +33 (0) 4 7238 - 5481
contact@stieglmeyer.fr
www.stieglmeyer.fr

South Africa
Stieglmeyer Africa (PTY) Ltd
The Estuaries · Century City
Cape Town, 7441
Phone +27 (0) 21 555 - 1415
Fax +27 (0) 21 555 - 0639
info.southafrica@stieglmeyer.com
www.stieglmeyer.co.za

Nederland / Netherlands
Stieglmeyer BV
Peppelenbos 7
6662 WB Elst
Phone +31 (0) 345 581 - 881
info@stieglmeyer.nl
www.stieglmeyer.nl

Suomi / Finland
Stieglmeyer Oy
Ahjokatu 4 A
15800 Lahti
Phone +358 (0) 3 7536 - 320
Fax +358 (0) 3 7536 - 330
stieglmeyer@stieglmeyer.fi
www.stieglmeyer.fi

Polska / Poland
Stieglmeyer Sp. z o.o.
86-212 Stolno
Grubno 63
Phone +48 56 6771 - 400
Fax +48 56 6771 - 410
info.stolno@stieglmeyer.pl
www.stieglmeyer.pl



Finden Sie Ihren Ansprechpartner auf unserer Website:
Find your local partner on our website:
www.stieglmeyer.com/partner

stieglmeyer.com