



Evario one

The modular hospital bed

Evario one

The cost-effective bed for everyday clinical practice.



Decisive advantages for you

The qualities that medical devices should bring to the job to relieve stress and physical strain in everyday hospital life are practically identical in every case:

- Targeted support for nursing care
- Easy to operate
- Safe
- Comfort for patients

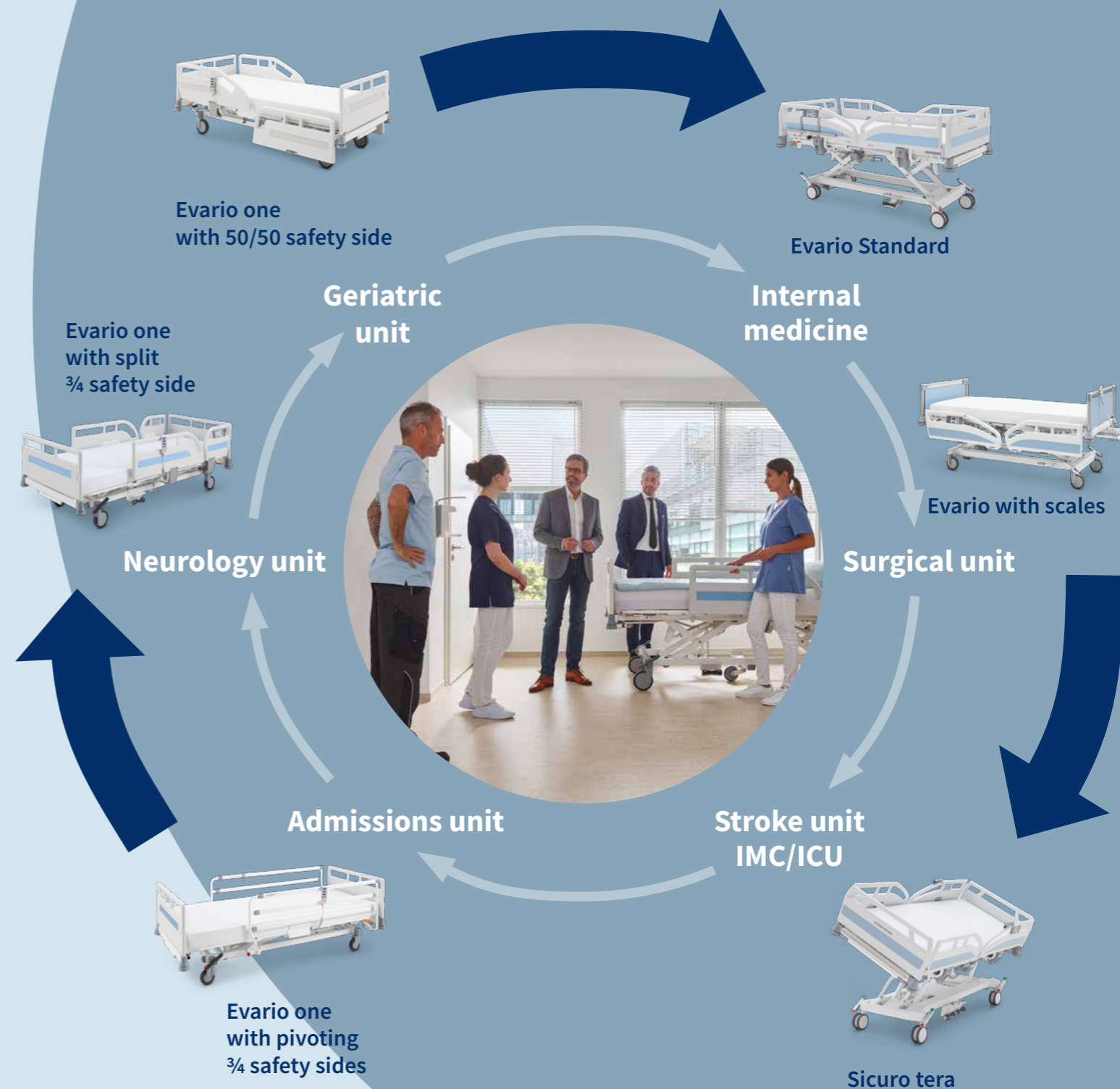
It was these essential qualities that we focused on when developing the Evario one. This electrically adjustable hospital bed combines many useful functions, while easing the work of staff and supporting a wide variety of processes.

Need-oriented safety side systems and individual operating variants cover a wide range of requirements. The Evario one is designed for virtually universal use.



Cycle of Care

Beds to meet every requirement in hospital





Contents

Cost-effective benefits	6	Comfort for patients	18
Product development	7	• Easy bed adjustment using the integrated control panel	18
Safety side concepts	8	• Ergonomic operation on the handset	18
• The split 50/50 safety side	8	• Under bed light	19
• The split ¾ safety side	10	• Fixed headboard	19
• The pivoting ¾ safety side	11	Reliable hygiene	20
Mobilisation for a speedier recovery	12	Technical service	21
Customised control concepts	14	Accessories	21
• Easy operation using the integrated control panel	14	Useful additional products	22
• Operation with ergonomic handset	14	Equipment and options	23
• CPR and Trendelenburg position with unlocking magnet	14	Technical data	26
• Height adjustment by foot switch	14	The Stieglmeyer Group	27
• Nurse controls	15		
• Quick emergency adjustments	15		
• Good manoeuvrability even in small spaces	16		
• Always at the right height	16		
• Customised positioning options	17		
• Bed and lower leg rest extension	17		



Evario one with split 50/50 safety side

Full protection

- **Mattress base (mattress dimensions):**
87 x 200 cm
- External width of less than 1 metre
- Split 50/50 safety side
- Raised safety side offers full protection
- Operation using the handset, integrated control panel or nurse control

Evario one with split ¾ safety side

Protection and mobilisation

- **Mattress base (mattress dimensions):**
87 x 200 cm
- External width of less than 1 metre
- Split ¾ safety side
- Raised safety side at the head end can be used as a mobilisation aid
- Operation using the handset, integrated control panel or nurse control

Evario one with a pivoting ¾ safety side

Space-saving in small rooms

- **Mattress base (mattress dimensions):**
87 x 200 cm
- External width of less than 1 metre
- The pivoting ¾ safety side can be lowered parallel to the bed and so requires no additional room
- Operation using the handset or nurse control
- Attached accessories are always visible

Evario one with a fixed headboard

Safe height adjustment

- **Mattress base (mattress dimensions):**
87 x 200 cm
- External width of less than 1 metre
- No collisions with furniture during height adjustment
- Safe use of accessories (patient lifting pole, infusion stand) while retaining full mobility of the mattress base

»As with all investment decisions there is an economic risk. That's why I look at the long-term usability and also at the price, of course. Products developed in Germany rightly enjoy an excellent reputation for quality and longevity.«



Henry Jones
Managing director

What we offer

- Certified quality bed
- Low follow-up costs due to durability of product
- Carers will appreciate its quick and easy handling
- Medical equipment and building services will benefit from its low error-proneness and good hygiene properties
- Guaranteed after-sales service

Cost-effective benefits due to high quality

Stiegmeyer is the leading German manufacturer of hospital beds and has combined tradition with innovation since 1900. Over 120 years of experience, new ideas and an outstanding standard of quality are also what characterises the cost-effective Evario one. Thanks to its durability and minimal repair effort, it saves costs over its entire life cycle.

In our Herford development centre, all components were tested far beyond the standard requirements to verify their durability. Potential damage to the bed is prevented from the outset through intelligent design – such as the firmly integrated, fall-proof control panel.



Power from Denmark – our hospital beds incorporate high-quality drives from LINAK, the leading international supplier of electric motors for beds and furniture. At LINAK, all products undergo thorough testing and comply with international medical standards. They not only use very little energy but also save costs and protect the environment.



▲ The optional brake signal alerts users if an unbraked bed is still plugged into an electrical socket.



▲ The unique design of the wall buffer cones and wall deflection rollers minimises the risk of damage when wheeling and adjusting the height of the bed.



▲ The fixed headboard does not move during height adjustments, so collisions with the room furnishings are avoided as a result.

Product development

We test over and beyond the standard



Headboard and footboard load testing

- A claw grip that exerts high pressure is attached to the centre of the headboard or footboard.
- The bed is securely fixed in place so that it cannot move.
- The headboard or footboard is subjected to 100 cycles with a compressive force of 500 Newtons for 30 seconds each (equivalent here to about 51 kg) and pulled to and fro.
- Fixing bolts and other parts must withstand the test without any damage.



Load testing of castors

- The bed is loaded with 1400 Newtons (equivalent to about 143 kg) and positioned unbraked on the castor test stand.
- The test stand simulates 5 hours of uninterrupted running.
- There must be no damage to the castors, brakes or other construction parts.



Load testing of mattress base and drives

- The bed is loaded with a weight equivalent to its safe working load (250 kg).
- All adjustments specified in the instructions for use, which stipulate certain requirements, are run in endurance tests of 3,000 cycles.
- Afterwards, all adjustments must still be possible. The drives and the stability of the bed must not be impaired as a result.



Load testing of safety sides

- A pendulum with a weight of 25 kg impacts against the safety side 25 times from a distance of 1.60 m.
- The safety sides must then function perfectly. There must be no damaged or loosened parts.



Load testing of the handset

- The buttons on the handset are actuated for 250,000 cycles.
- This is equivalent to a multiple of the number of cycles to be expected during the use of the bed – for the frequently moved backrest, for example, around 24,000 adjustments are to be expected.
- The functionality of the handset must remain fully unchanged.

»I love helping people, especially in a highly- motivated team. The Evario one hospital bed which we use every day is a great help with our work!«



Laila Tamin
Charge nurse

What we offer

- Easy, intuitive operation
- Good manoeuvrability
- Adjustable to different heights to suit patients and staff
- Individually adjustable accessories
- Easy to disinfect

Safety side concepts to meet every need

Choice of three different variants offering specific advantages



▲ The split 50/50 safety side offers protection along the entire length of the bed.



▲ The Evario one with the 50/50 safety side is ideal for particular uses such as intensive care.

Option 1: The split 50/50 safety side

Many factors are important when choosing a suitable safety side – protection, mobilisation, easy operation or the room situation itself. With the three available variants of the Evario one, you are sure to find a solution to meet your requirements.

The split 50/50 safety side provides ideal protection over the full length of the mattress base. The head-end elements move in tandem with backrest adjustments, and so continue to provide protection in every position.

Angle indicators are provided as standard in the safety side, and the optional radiolucent backrest and the height adjustment foot switch extend the range of applications for the Evario one in clinical environments to encompass areas such as intermediate care or intensive care.



▲ The head and foot end elements are designed to provide finger-trap protection in every position.



▲ The split safety side and the all-round handrails encourage patients to become more active themselves and frees up nursing staff as a result.

Example: Geriatric unit



▲ The straightforward release mechanism is used to lower the foot-end safety side swiftly to create ample room for mobilising the patient.

Mobilising elderly patients is particularly important. The Evario one with a 50/50 safety side supports this process. The split safety side offers protection and space for getting out of bed. Large handrails can provide targeted assistance with getting up and sitting down or when standing next to the bed.

Patients can find their ideal height for standing up or for transferring safely to a wheelchair or commode.

In 2030, every 6th person worldwide will be over 60.

Increasing age means:

- a higher risk of illness and
- a higher risk of chronic diseases
- a 5 to 15% probability of pressure sores in patients aged over 65 years.

Literature sources (international and national):
<https://www.unfpa.org/sites/default/files/pub-pdf/UNFPA-Exec-Summary.pdf>
<https://www.ncbi.nlm.nih.gov/pmc/articles/PMC6290523/>



▲ The infinitely variable height adjustment allows everyone to find their ideal height for standing up.

Option 2: The split ¾ safety side



▲ Good access to the patient and a clear view at the point of care are promoted particularly by the short safety side element at the head end.

The split ¾ safety side can provide useful support for special needs at varying stages of mobilisation. The extra space this affords for getting out of bed enhances safety, self-confidence and convenience.



One-hand operation



Quiet



ESSENTIALLY BETTER Example: Neurology unit

- A patient who is paralysed on one side due to a stroke, for example, needs a particularly large amount of space to get out of bed during mobilisation.
- The split ¾ safety side can provide ergonomic support during the mobilisation process.

Option 3: The pivoting ¾ safety side



▲ The release mechanism at the foot end is used to unlock, raise and lower the pivoting ¾ safety side swiftly and noiselessly.

In smaller rooms, the space around the hospital bed is particularly valuable. No extra space around the pivoting ¾ safety side of the Evario one is required to lower it. It folds down effortlessly parallel to the bed.

Optionally, a safety side infill piece can be inserted at the foot-end to provide full protection. ▶

▼ Attached accessories are clearly visible even when the safety side is lowered.




ESSENTIALLY BETTER Example: Admissions unit

- Beds for the admissions unit should be specially designed to enable efficient working within a restricted space.
- The Evario one with a pivoting ¾ safety side meets these requirements and allows staff to keep a watchful eye on patients and medical accessories at all times.

Mobilisation pays off

Mobilising patients at an early stage pays off, as innovative concepts confirm.*

The infinitely variable height adjustment and the supportive safety side concept that the Evario one offers can promote passive, assisted and active mobilisation in all phases in an individual and patient-based way.

	Phase 1:	Phase 2:	Phase 3:	Phase 4:
				
	Individual assessment depending on type of surgery (e.g. differences between a hip operation, stomach operation or arm fracture)			
Evaluation	Re-assessment 1st post-operative day	Assessment – passed	Assessment – passed	Assessment – passed
<p>Respiration AF 12-18/min SpO2 ≥ 90 mmHg</p> <p>Cardiovascular HF >50 <140/min MAP >55<140/mmHg syst. BP >90 <200/mmHg</p> <p>Consciousness drowsy awake responsive aware of time and place</p> <p>Pain Scale 1-10</p> <p>Surgical wound Blood loss / secretion quantity</p>	<ul style="list-style-type: none"> • Supine position – correct positioning on the mattress base • Option of upper body elevation with 30° stop and auto contour • Option of position change every 2 hours (passive/assisted), if permitted (type of surgery) • Passive/assisted/active movement of all extremities (bed extension) • Reverse-Trendelenburg position • Option of cardiac chair position • Option to sit up on the edge of the bed (sit up on the side) 5 min / stand beside bed 2 min 	<ul style="list-style-type: none"> • Supine position – correct positioning on the mattress base • Option of upper body elevation with 30° stop and auto contour • Independent position change – lying and sitting correctly • Assisted/active movement of all extremities (bed extension) • Option of cardiac chair position • Option to sit up on the edge of the bed (sit up on the side) 15 min / stand beside bed 2 min / walking exercises (short distance – e.g. bathroom) 	<ul style="list-style-type: none"> • Supine position – correct positioning on the mattress base • Option of upper body elevation with 30° stop and auto contour • Independent position change – lying and sitting correctly • Stand beside the bed / walking exercises (longer distance – e.g. corridor) 	<ul style="list-style-type: none"> • Supine position – correct positioning on the mattress base • Option of upper body elevation with 30° stop and auto contour • Independent position change – lying and sitting correctly • Spend minimum of 2-3 hours out of bed / longer walking distances/stairs
Assessment of phases	Safety and stability in phase 1 – continue with phase 2	Safety and stability in phase 2 – continue with phase 3	Safety and stability in phase 3 – continue with phase 4	

ESSENTIALLY BETTER
Early mobilisation pays off for everyone

Both the patient and the hospital benefit from the advantages of early mobilisation. Patients often enjoy a better quality of life afterwards and, according to studies, need significantly less pain medication.

Literature sources:

<https://www.esicm.org/article-review-early-mobilisation-think-delirium/>

<https://medintensiva.org/es-early-mobilization-why-what-for-articulo-resumen-S0210569116302431>

<https://www.ncbi.nlm.nih.gov/pmc/articles/PMC3202008/>

ERAS concept

Start as early as possible – 3 hours after surgery under observation of clinical parameters
Source - ERAS

Assessment of phases

* Source: <https://erassociety.org/>
ERAS = Enhanced-Recovery-After-Surgery / multidisciplinary concept for improving surgery results

Customised control concepts

Focussing on the really important bed functions not only considerably facilitates operation but also provides safety and comfort at the point of care in critical situations. The control panel which is integrated near the top of the safety side offers nursing staff quick

and intuitive access to the bed functions. Alternatively, a handset featuring identical symbols and colours is available. The optional foot switch for adjusting the bed height rounds off the available options for nursing staff.

Easy operation using the integrated control panel



◀ The panel can optionally be integrated in the head-end elements of both split safety side variants.

Operation with ergonomic handset



▲ The handset is available for all types of safety side.



▲ The function keys with a dark blue background are easy to identify due to the colour contrast.

Height adjustment by foot switch



◀ The mattress base can also be raised conveniently with the optional foot switch.

Nurse controls

In addition to the control panel or handset, a pull-out nurse control integrated at the foot end provides a safe controller for operating the bed. The nurse control M offers comfortable options, while the nurse control S displays a practical core of

essential functions. Both nurse controls are housed in the pull-out bed linen holder and can also be attached to the footboard if required.



Nurse control M

◀ The nurse control M ensures relaxed working with its generously arranged buttons.



Nurse control S

◀ The nurse control S offers all important control options at a glance.

Quick emergency adjustments

The shock recovery position can be triggered using the easily visible and accessible CPR lever at the head end. Quickly removable headboards and footboards permit free access to the patient.

For ideal visibility, the emergency functions and locking devices are colour-coded in orange.



◀ Orange-coloured emergency buttons on the integrated control panel.

Controlled lowering is enabled with the CPR lever. ▶



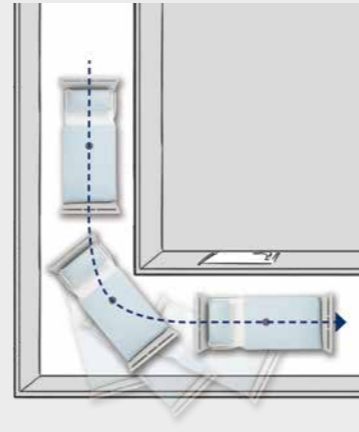
◀ The headboard and footboard can be unlocked and removed without tools to provide easier access to the patient.

Good manoeuvrability even in small spaces



With its space-saving dimensions, the Evario one is ideal for use in multi-bed rooms. Precise manoeuvrability is important to facilitate the work of staff and avoid collisions. Its modern castors and a short chassis make the bed easy to manoeuvre. An optional fifth castor makes it easier to manoeuvre around tight corners.

ESSENTIALLY BETTER Advantages of the fifth castor



If a bed with a patient lying in it turns a corner, the 5th castor ensures that the Evario one remains on track.

Always the right height

The ideal working height for each member of staff can be infinitely adjusted using one of the control elements or the foot switch.



Customised positioning options



All bed adjustments, including in battery operation, with a safe working load of 250 kg



◀ The cardiac chair position reduces the strain on the heart and assists circulation.

▶ The Fowler position makes it easier for patients to breathe and improves the supply of oxygen.



◀ Tilting the mattress base into the reverse-Trendelenburg position can prevent aspiration.

▶ The Trendelenburg position is used, among other things, as an emergency measure in the event of shock.



Auto stop: The mattress base stops again in a horizontal position after tilting without the need to lower the bed completely.

Bed and lower leg rest extension



To improve the lying comfort for tall patients, the nurse can easily activate the optional bed extension. The bed frame is first of all extended without the use of tools. A fold-out lower leg rest is then opened out to extend the mattress base.



▲ The bed frame extension can be unlocked and removed without the use of tools.

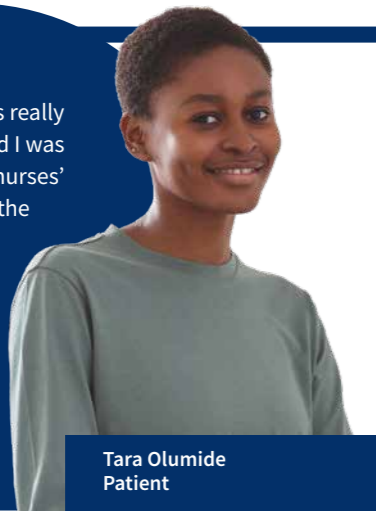


▲ The mattress extension piece can then be placed on the fold-out lower leg rest extension.



▲ We offer a custom-made mattress extension piece to lengthen the mattress.

»The diagnosis really shook me up, and I was feeling desperate. The nurses' dedication and the soothing interior helped me a lot. I felt well looked after by the hospital!«



Tara Olumide
Patient

What we offer

- Adjustable bed to suit body height
- The bed can be adjusted conveniently using a control panel or handset
- The under bed light provides safety at night
- Split safety sides as a customised mobilisation aid


Comfort for patients

Easy bed adjustment



The integrated control panel is within easy reach of patients. The adjustment options shown are easy to understand.

◀ The integrated control panel is at eye level for the patient.




Ergonomic operation on the handset



The ergonomic handset with its intuitive symbols seems familiar to every patient straight away and creates a positive feeling of reassurance.



▲ A magnet enables nursing staff to selectively lock and unlock bed functions wherever necessary.



▲ Under bed light for easier orientation at night.

Under bed light

The optional under bed light illuminates the way for patients at night without disturbing others who are asleep.

Almost one third of patient falls in hospital occur on their way to the toilet on their own.

Literature source:
https://portal.dimdi.de/de/hta/hta_berichte/hta255_bericht_de.pdf

Kinne, V., Klewer, J. Sturzereignisse in einem Universitätsklinikum. HBSscience 7, 40–46 (2016). <https://doi.org/10.1007/s16024-015-0256-1>

Fixed headboard for safe height adjustment

Beds often stand with the headboard close to the wall, particularly if used in small rooms. This can cause wear or damage to technical installations during height adjustments. The use of the optional fixed headboard eliminates this risk. It also means that the patient lifting pole attached to the headboard does not move either during height adjustments.



▲ Medical supply systems and pictures are protected from collision damage.



▲ The optional patient lifting pole always remains fixed in place.



»Every manufacturer whose products demonstrably reduce hazards gets a good mark from me in the sampling procedure.«

Maria Abbet
Hygienist

What we offer

- Flat-surface design with good hygiene properties
- Concealed cable routing
- Mattress base elements can be removed for reprocessing
- Uncluttered chassis for easy cleaning

Safe hygiene

Easy manual reprocessing

Safe, validatable hygiene is more essential than ever. The Evario one, with its low-recess design, facilitates manual reprocessing for

the hygiene team. It saves time, physical effort and personnel resources.



▲ No inaccessible recesses in the headboard or footboard and safety sides.



▲ Level mattress base with easy-to-remove plastic cover.



▲ Effortless way to transport the Quado bedside cabinet for reprocessing together with the bed.



▲ Protected control units.

Technical service



▲ The control panel and the battery are easily accessible at the head end of the bed.

From the delivery of the bed until the end of its use, you can rely on the first-rate support that our service team provides.

This includes, for example, at least 15-year spare part availability after purchasing the bed. Stiegmeyer products are therefore always a safe investment in the future.

We support you and your building services staff with all the necessary inspections and maintenance. This work can be carried out effortlessly due, in particular, to easy access to the bed control.

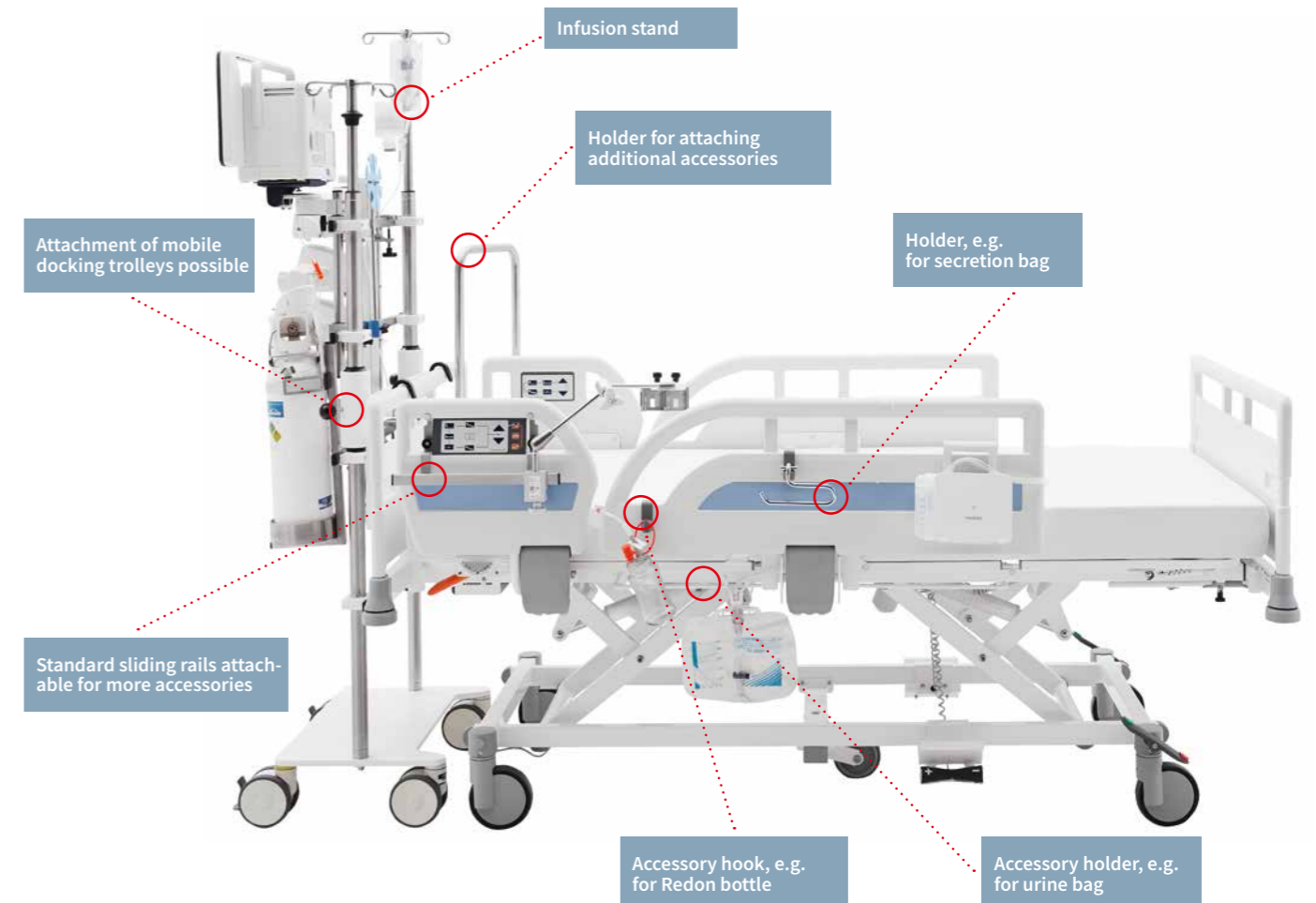
Your area sales manager will be pleased to advise you in person about our service offers.

»Time is the most important component for us. Products and spare parts must get there quickly. I prefer products that are also quick and easy to maintain and repair. With the Evario one, all components are very easy to reach.«



George Schumacher
In-house technician

Space for wide-ranging accessories



Useful additional products to supplement your Evario one

This may also interest you!

Quado bedside cabinet



▲ The slimline Quado bedside cabinet is ideally suited to everyday hospital use in rooms with limited space. If the overbed table is not required, it can be folded away easily and quietly. Alternatively, the Quado can also be used as a medicine trolley, cleaning trolley or ward trolley. Several Quados can simply be pushed together to save space during storage.

Evario and Sicuro tera beds for intensive care



◀ To meet the exacting demands of intensive care units, Stieglmeyer offers highly functional beds that are equipped with features such as lateral tilting or scales.

Novacare alternating pressure system



▲ The Novacare alternating pressure system safeguards patients against pressure points and reduces the risk of pressure ulcers.

Jovie cot



▲ The new standard-compliant Jovie cot promotes the bonding phase directly after birth. The Jovie cot can be opened on both sides, depending on its position.

Equipment and options

Headboards and footboards



Intercontinental design

- Made of PP plastic
- Particularly easy to clean
- Headboard and footboard fully removable and secured to prevent accidental removal



Fixed headboard

- Headboard fixed to the chassis, stays in place while mattress base height is adjusted
- Protection against collisions with room furnishings
- Headboard and footboard fully removable and secured to prevent accidental removal

Safety sides



Pivoting 3/4 safety side

- Protective height of approximately 38 cm above the mattress base
- Quiet lowering motion
- Clear, unobstructed view for the patient



Split 3/4 safety side

- Can be released and lowered quietly with one hand
- Protective height of approximately 39 cm above the mattress base
- Split safety side made of sturdy plastic
- Angle indicator



50/50 safety side

- Protective height of approximately 40 cm above the mattress base
- Split safety side made of sturdy plastic
- Can be released and lowered quietly with one hand
- Angle indicator in the safety side

Mattress bases



Slatted mattress base

- Made of powder-coated metal slats
- Easy to clean



Slatted mattress base with PP cover




- Made of powder-coated metal slats with plastic covers
- Plastic covers removable for easy cleaning
- Optionally with slots for belt systems



Radiolucent backrest

- All-plastic (HPL) radiolucent backrest material, remainder consisting of slatted mattress base
- Including cassette holder
- Patient can be X-rayed without being relocated


Castors

	Cover castor <ul style="list-style-type: none"> • Diameter 125 mm • Height adjustment range of mattress base approx. 36 – 80 cm • Chassis ground clearance approx. 15.3 cm
	Integral castor <ul style="list-style-type: none"> • Diameter 150 mm • Height adjustment range of mattress base approx. 38 – 82 cm • Chassis ground clearance approx. 17.3 cm
	5th castor <ul style="list-style-type: none"> • Diameter 125 mm


Brake pedal

	Plastic lever <ul style="list-style-type: none"> • Plastic • Tread surfaces with coloured marking • Quick and intuitive to use
	Metal bar brake, head end <ul style="list-style-type: none"> • Metal, powder-coated




Continuous brake bar, foot end



	Metal, powder-coated <ul style="list-style-type: none"> • Press down to apply brake • Lift bar with foot from underneath to release brake
---	--

Wall deflection rollers



	Plastic <ul style="list-style-type: none"> • Diameter 80 mm • Material: polyamide (PA6) • Including wall buffer cones
---	---

Control elements





	“Light”-version control panel <ul style="list-style-type: none"> • Integrated in the split safety side on both sides of the bed • Practical adjustment options for patients (inside) and nurses and technicians (outside) • Pre-set bed positions • Quick activation of emergency positions
	Handset <ul style="list-style-type: none"> • Handset with locking function for nursing staff • Easy operation of the bed • Emergency settings can be directly activated
	Nurse control S <ul style="list-style-type: none"> • Functions can be operated and locked individually • For setting to Trendelenburg and CPR position • Can be stowed in the linen holder when not in use

	Nurse control M <ul style="list-style-type: none"> • Locking, operation and display of all the various functions including emergency settings and transport and treatment position • Memory functions • Battery level indicator
	Foot switches <ul style="list-style-type: none"> • Easy height adjustment of the bed using the foot

Electronic features


	Under bed light <ul style="list-style-type: none"> • Can be activated on handset or integrated control panel • Discreet, non-glare light for orientation in the dark
	Brake signal <ul style="list-style-type: none"> • Signal tone if brake released but mains cable not unplugged • This prevents the bed from being damaged or accidentally rolling away

Additional features

	Accessory holder <ul style="list-style-type: none"> • Allows space-saving attachment of additional equipment along the sides of the bed
	Integrated lower leg rest extension <ul style="list-style-type: none"> • Added comfort with the bed extension • The lower leg rest is extended by folding out the lower leg rest support
	Safety side infill piece <ul style="list-style-type: none"> • Made of a welded steel tube construction • Can be clicked on without tools
	Angle indicator <ul style="list-style-type: none"> • Easy-to-read angle indicator on the ¾ safety side • Reliable adjustment of the mattress base for special positioning

Colours and decors

To adapt the Evario one to your own furnishing concept, we offer a selection of six different decors from the Stieglmeyer collection.



Equipment and technical data

Equipment and options	
Safety sides	
Pivoting ¾ safety side	✓
Split 50/50 safety side with integrated angle indicator	0
Split plastic safety sides	0
Head and footboard design	
Intercontinental	✓
Fixed headboard, not moving	0
Basic colour	
Crystal White	✓
Decontamination, degree of protection	
Manual reprocessing IPX4	✓
4-section mattress base	
Metal slat mattress base	✓
Metal slatted mattress base with PP cover	0
Radiolucent backrest	0
Wall deflection rollers	
4 plastic, all sides	✓
Castors	
Cover castor Ø 125 mm	✓
Integral castor Ø 150 mm	0
5th castor Ø 125 mm	0
Conductive castor coating (not 5th castor)	
1 castor	0
Brake pedal	
Brake bar, foot end	0
2 x plastic with coloured marking, 2 x metal	0
2 x plastic with coloured marking	✓
Directional castor position	
Head end, right	✓
Head end, left	0
Foot end, right	0
Foot end, left	0
Centre of bed	0
Control elements	
Handset with locking function	✓
Integrated "control panel light" version	0
Integrated "control panel light" version + handset with locking function	0
Nurse control S in the linen holder	0
Nurse control M in the linen holder	0
Height adjustment foot switch	0
More equipment	
2 infusion stand adapter sleeves each at head and foot end	✓
5th castor	0
Linen holder	0
Lower leg rest extension	0
Integrated bed extension	0
Angle indicator	0
Side accessory rails and accessory holders	0

Adapter sleeve for patient lifting pole	
2 sleeves for round tubular patient lifting pole	✓
External adapter sleeve for patient lifting pole	0
Electronic features	
Under bed light	0
Brake signal	0
Rechargeable battery	
Lead-gel battery	0

Technical data	
Dimensions and weights	
External dimensions	99.7 x 214 cm
External dimensions (with fixed headboard)	99.7 x 219 cm
Mattress base (mattress dimensions)	87/90 x 200 cm
Bed extension	29 cm
Mattress base division	76 – 21 – 32 – 52 cm
Backrest length compensation	4 cm
Safe working load	250 kg
Maximum weight of patient	approx. 240 kg
Ground clearance of chassis	15.3 x 17.3 cm
Empty weight	approx. 130 kg
Protection height of pivoting ¾ safety sides	38 cm
Protection height of split safety side	39 cm
Protective height of split 50/50 safety side	40 cm
Adjustment ranges	
Tilting to Trendelenburg position	15.5°
Tilting to reverse-Trendelenburg position	15.5°
Mattress base height (cover castor Ø 125 mm)	Approx. 36 – 80 cm
Mattress base height (integral castor Ø 150 mm)	Approx. 38 – 82 cm
Backrest angle	70°
Thigh rest angle	32°
Fowler position angle	11°

✓ = Standard 0 = Available as an option

Differs technically and optically from other Evario models

STIEGELMEYERGROUP



Solutions for people who care

The Stieglmeyer Group is Germany's leading manufacturer of medical beds for hospitals, nursing homes and homecare. With modern bedside cabinets, furniture and digital assistance systems, it is also an innovative provider of comprehensive solutions. The family-run company successfully develops offers for international markets in more than 100 countries.

Our strengths:

- Product development at our Herford headquarters in Germany – production in four modern factories in Germany and Poland
- Factory in China for the Chinese market
- Subsidiaries and sales partners in many countries
- Top-class service with reliable spare parts supply
- Training and process optimisation for our customers
- Sustainable action with strong social commitment

1,000 EMPLOYEES WORLDWIDE	11 LOCATIONS in Germany, Poland, the Netherlands, Belgium, France, Finland, South Africa and China	Tailor-made OFFERS for all MARKETS
MORE THAN 100,000	beds produced every year	International CERTIFI- CATION
UP TO 15-YEAR spare part availability	DISTRIBUTION in more than 100 countries	GERMAN ENGINEERING

Our expertise

- Hospital
- Nursing home
- Homecare
- Lifestyle beds
- Furniture systems
- Service

Our values

- Experienced
- Human
- Reliable
- Solution-focused
- Open-minded
- Confident

Our brands





STIEGELMEYERGROUP

Solutions for people who care



Hauptsitz / Headquarters

Deutschland / Germany
Stieglmeyer GmbH & Co. KG
Ackerstraße 42
32051 Herford
Phone +49 (0) 5221 185-0
Fax +49 (0) 5221 185-100
info@stieglmeyer.com
www.stieglmeyer.com



Hauptsitz / Headquarters

Deutschland / Germany
Burmeier GmbH & Co. KG
Industriestraße 53
32120 Hiddenhausen
Phone +49 (0) 5223 9769 - 0
Fax +49 (0) 5223 9769 - 090
info@burmeier.com
www.burmeier.com

France
Stieglmeyer SAS
16 Avenue de l'Europe
Bâtiment SXB1
67300 Schiltigheim
Phone +33 (0) 4 7238 - 5336
contact@stieglmeyer.fr
www.stieglmeyer.fr

South Africa
Stieglmeyer Africa (PTY) Ltd.
The Estuaries - Century City
Cape Town, 7441
Phone +27 (0) 21 555 - 1415
Fax +27 (0) 21 555 - 0639
info.southafrica@stieglmeyer.com
www.stieglmeyer.co.za

Nederland / Netherlands
Stieglmeyer BV
Peppelenbos 7
6662 WB Elst
Phone +31 (0) 345 581 - 881
info@stieglmeyer.nl
www.stieglmeyer.nl

Suomi / Finland
Stieglmeyer Oy
Ahjokatu 4 A
15800 Lahti
Phone +358 (0) 3 7536 - 320
stieglmeyer@stieglmeyer.fi
www.stieglmeyer.fi

Polska / Poland
Stieglmeyer Sp. z o.o.
86-212 Stolno
Grubno 63
Phone +48 56 6771 - 400
Fax +48 56 6771 - 410
info.stolno@stieglmeyer.pl
www.stieglmeyer.pl

China
Stieglmeyer China Co. Ltd.
Poly Center, No. 8 South Wenhua Road
Dongping New Town, Shunde District
528300 Foshan
Phone +86 757 29878710 - 0
info@stieglmeyer.cn
www.stieglmeyer.cn



stieglmeyer-group.com