



# Venta

Modern, versatile and easy to operate

---

# Venta

## The perfect combination of safety and comfort

Modern beds for residential care need to meet stringent but also very diverse requirements. Relieving the strain on care staff is particularly important: Even under pressure and in stress situations, operating the bed should be easy and ergonomic. At the same time, the resident expects comfort and safety without the use of restraints. The innovative technology for these requirements must not compromise the homelike appearance of the bed, since wellbeing is also linked to an appealing, personal setting.

With our Venta, we have found answers to these questions and created a care bed that incorporates these requirements. As a low-height bed with a flexible safety side, the Venta protects and promotes the residents mobility at the same time. With its elegant appearance and selectable Softcover options, the Venta also delivers visually as a comfortable designer bed for every furnishing style.



## Contents

<b>Model variants</b>		<b>Bed extension</b>	18
• Venta – standard	4	<b>3-stop function</b>	20
• Venta – movo variant	6	<b>Flexible operating concept</b>	22
• Venta – forto variant	7	<b>Out-of-Bed system</b>	24
<b>Safety and mobility in every situation</b>		<b>24-volt drive system</b>	25
• Pivoting safety side	8	<b>Accessories</b>	26
• Pivoting safety side with telescope	10	<b>Features and options</b>	28
<b>Design</b>		<b>Technical service</b>	
• Softcovers	12	• Replacement parts, inspection, maintenance	30
• Headboards, footboards and decors	14	<b>The Stiegmeyer Group</b>	31
• Headboards and footboards	14		
<b>Chassis</b>	15		
<b>Mattress bases</b>	16		
<b>Castor locks</b>	17		

### Comfort



#### Venta – Standard

- Height adjustment range: 25 – 80 cm
- Low-height bed
- Ergonomic working height: Back-friendly, hip-height working reduces the strain on care staff
- Pivoting safety sides with protective height of 42 cm

Page 4

### Manoeuvrability



#### Venta – movo variant

- Height adjustment range: 28 – 83 cm
- Low-height bed
- Castors: 100-mm double castors for outstanding manoeuvrability

Page 6

### Heavy-duty



#### Venta – forto variant

- Height adjustment range: 31 – 85 cm
- Safe working load: 260 kg for heavy residents
- Mattress base width: 100 cm
- Castors: 125-mm double castors

Page 7

# Venta – Standard

## The cosy low-height bed

Nursing homes must protect residents from injuries due to falls without unnecessarily restricting their mobility. The use of restraints will contribute to deprive patients of their dignity, and sometimes even worsen symptoms of anxiety and nervousness in residents suffering from dementia or other mental problems.

As a low-height bed, the Venta reduces the risk of injuries from falls. If the resident wishes to stand up, he or she can automatically set the ergonomically favourable height of around 38 cm using the handset. The innovative safety side offers standard-compliant protection but leaves the lower half of the bed free for getting in and out of bed unobstructed.

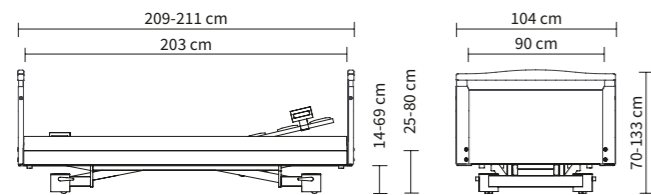
- Large height adjustment range of approximately 25 - 80 cm enables back-friendly care
- Safety side can be operated with one hand
- Modern handsets available for intuitive control
- Large selection of homelike headboard and footboard designs and decors
- Adaptable with Softcovers to suit every taste



Low-height bed

The Venta facilitates the work of care staff, promotes the mobility of residents and is an attractive addition to any room. Design elements such as optional Softcovers create a familiar homelike ambience.

External dimensions/height adjustment range:





## Venta – movo variant

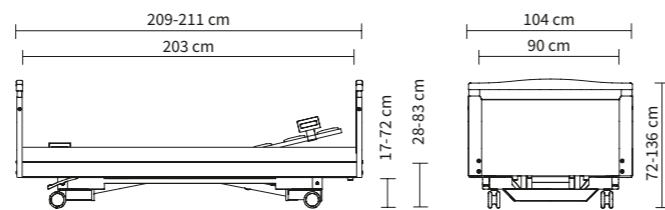
Uniquely manoeuvrable to ease participation

Low-height bed

The movo variant of the Venta bed is distinguished by its excellent manoeuvrability. This makes it easier for bedridden residents to take part in everyday life and enjoy the company of others in the lounge or on the patio. Caregiver benefit from the bed's easier manoeuvrability, such as in multi-bed rooms or along narrow corridors, and this also results in a reduced risk of damage due to collisions.

- 100-mm double castors with excellent rolling properties
- Central castor locking as standard
- Large height adjustment range of 28 – 83 cm

External dimensions/height adjustment range:



## Venta – forto variant

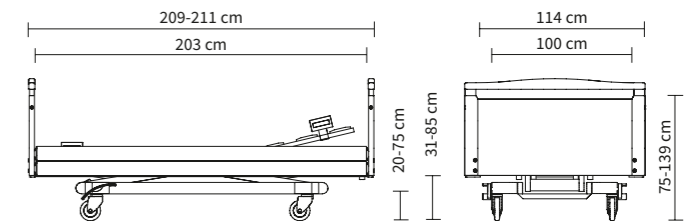
Comfort for heavy residents


Heavy duty bed

In many industrial countries, the number of overweight people has doubled in the past 40 years. Increasing numbers of people are also affected by obesity. This development will make itself felt in the care sector. The forto variant of the Venta has the advantage of being a heavy-duty bed which offers space, comfort and safety. With this model variant, your facility is well prepared for many challenges.

- High safe working load of 260 kg
- Mattress base width of 100 cm as standard
- Strong 125-mm castors
- Height adjustment range of 31 - 85 cm is convenient for getting out of bed and enables an ergonomic working height
- Comfortable sitting position

External dimensions/height adjustment range:





To lower the Venta safety side, slide the red safety catch forwards and swing the top bar down gently towards the foot end. This can be done with one hand.

## Pivoting safety side

### Safety and mobility in every situation



The innovative safety side is one of the strongest advantages of the Venta. The stable yet light or lightweight construction covers 50% of the length of the mattress base and thus offers protection in line with regulations without preventing residents from leaving the bed at the foot end. In this way, the safety side still promotes the residents mobility and serves as a get-out support.

- Free view between the bars
- Elegant, discreet design
- Handrail, when lowered, becomes a comfortable surface to sit on at the edge of the bed.

An optional filling piece closes the gap between the handrail and the foot end of the bed when the safety side is lowered.



One-hand operation



ESSENTIALLY BETTER

### Easy one-hand operation

The caregiver can operate the Venta safety side with one hand, which provides more flexibility in critical situations. To lower one of the elements, slide the red safety catch forwards with just one finger and, at the same time, swing the top bar down gently towards the foot end. To raise the safety side, only a gentle swing is needed to raise it softly and automatically and let it securely engage. If the carer stands at the foot end of the bed, both the left and right-hand elements can be raised at the same time by using both hands, and this saves time as a result.



# Pivoting safety side, including telescope

## Flexible protection for every requirement

If a resident is fall prone due to dementia, for example, greater protection can be an indispensable aid. In this case, the optional telescopic variant of the Venta safety side is recommended. This also covers only 50% of the mattress base in normal use, but the bars can be extended, if necessary, to cover almost the entire length of the mattress base and engage securely at the end. The last small gap at the foot end can be closed with a filling piece, if necessary, which is available as an option.

The telescopic safety side also relieves the strain on caregivers thanks to its effortless one-hand operation. This variant stands out because of its flexibility. The telescopic safety side is ideal for adapting to changing protection requirements, which may differ from day to day and from resident to resident, if the bed is occupied by frequently changing users. This simplifies the logistical processes in the facility and saves time and money.



No matter if the standard pivoting safety side is used or the telescopic version is retracted, the safety side leaves enough room to easily get in and out of bed.




▲ The telescopic safety side adapts flexibly to residents' changing protection requirements.



### ESSENTIALLY BETTER

## Extension piece for seamless protection

The telescopic Venta safety side almost covers the entire length of the bed. Just a narrow gap remains at the foot end. If this also needs to be filled, to provide seamless protection, an extension piece is available as an option. The extension piece always remains fixed in position and has a handle bar, which the resident can hold on to for support when standing next to the bed, for example. With its slender design, the entire safety side allows an unobstructed view of the room or out the window.



The combination of blue Softcovers and the white Chalk decor creates a fresh, positive atmosphere.

▲ Softcovers for the headboard and footboard are available in a cushion design (left) or a piped design (right).

## Design

### Softcovers – enhanced colour and style

Colour awakens energy and reinforces positive emotions. It can help the elderly and persons with dementia by supporting cognitive abilities and the sense of orientation. The optional Softcovers for the headboard and footboard and side panels transform the Venta into a comfortable designer bed that blends into any interior and gives the resident a feeling of security and identification with their room.

- Two designs to choose from: Cushion design with pointed corners, piped design with rounded corners
- High-quality fabric with attractive colours and pattern
- Softcovers for headboard, footboard and side panels allow to mix and match different styles and colours
- Easy to attach and remove
- Ideal for implementing colour concepts in rooms or units



▲ Muted tones are available as well as bright colours.



▲ The Softcovers can be fitted to headboards and footboards in next to no time and are easy to remove again.

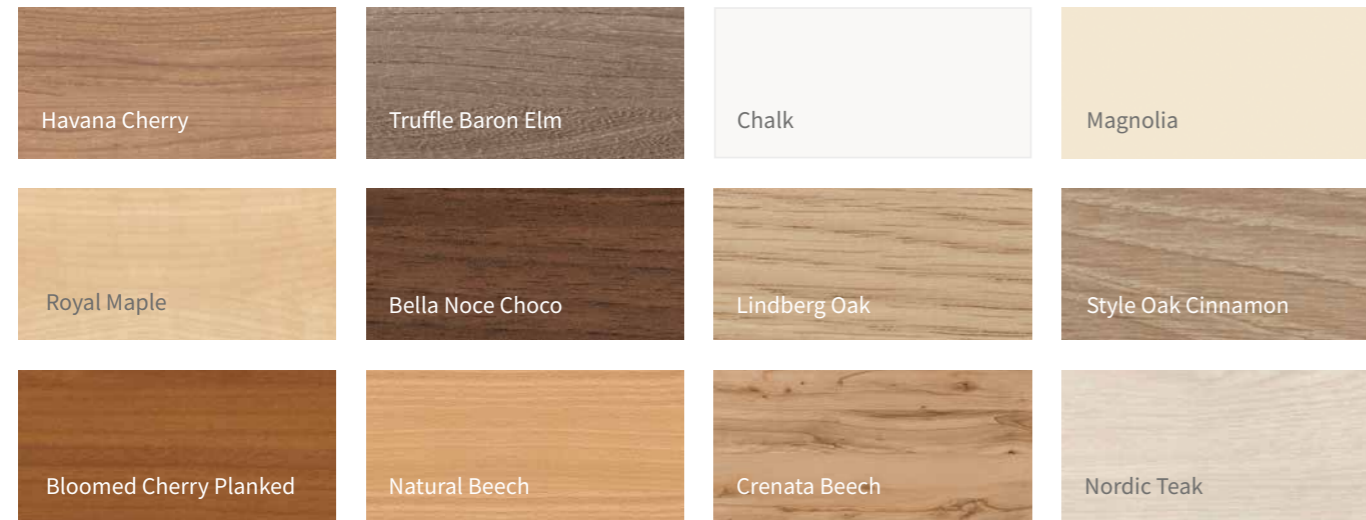
### ESSENTIALLY BETTER Easy to clean



When people in need of care spend a large part of the day in bed and also eat their meals there, it can result in spillages of liquids or food. The high-quality fabric of our Softcovers is prepared for this. Liquid and viscous substances do not penetrate into the fabric. Stains can be removed quickly and thoroughly with a brush, using water and detergents. The fabric is not suitable for cleaning in a washing machine.

## Headboards, footboards and decors

The cosy feel and the personalised design of the Venta is also reflected in numerous headboard and footboard designs and wood decors. From clear lines to playful curves, every style is available. Headboards and footboards with bars are an additional aid when moving the bed and provide the resident with support when standing. The range of decors extends from the white tone of Chalk to the opulent dark brown of Bella Noce Choco.



## Headboards and footboards



### Headboard and footboard suitable for Softcovers



## Bed chassis with harmonious lines


The cosy feel of the Venta stems not only from its customisable wooden surround and the Softcovers but also from its chassis. The ends of its longitudinal struts are fitted with four single plastic covers as standard. With their silver-grey colour, they match the tone of the chassis. The covers encase mechanical parts and make the lines of the bed more harmonious. Additionally, the smoother surface can be cleaned even more easily and thoroughly. If required, the plastic elements can be removed without the use of tools.

A more complete covering is available on request. The two plastic elements cover the entire front faces of the chassis and can be supplied in many home-like wood decor colours. Those who only need a covering for the head or the footboard can also just order a single element. The decor cover conceals the technical parts of the care bed, giving it a particularly home-like appearance. It is also easy to clean and remove.



▲ Four plastic covers conceal the ends of the longitudinal bars as standard.

### ESSENTIALLY BETTER Attractive colours to choose from







## Mattress bases

### The basis for restful sleep

An ideal mattress base enhances the effect of the mattress and contributes to the good hygiene properties of the care bed. The hygiene mattress base, supplied as standard with the Venta, makes thorough bed reprocessing particularly easy. Deep venting slits in the polypropylene promote a healthy microclimate in the bed and beneficial sleep. All types of special mattress can usually be used without an underlay mattress, so that the safety sides are still high enough to ensure proper protection.

For a particularly restful sleep and ideal adjustment to the body contours, there is also a comfort mattress base available as an option. This comprises 30 flexibly supported base components with 80 pivot springs of varying stiffness. The comfort mattress base is slightly higher than traditional models, so you will need to check whether the protection height of the safety sides is sufficient in combination with your mattress.



▲ The venting slits in the hygiene mattress base contribute to a healthy microclimate in bed.



▲ The comfort mattress base



## Braking – the easy and safe way

The good rolling and manoeuvring characteristics of the Venta are further enhanced by its easy to operate castor locks. Caregivers can easily access the pedals with their foot even when the mattress base is at its lowest position.

The Venta comes with paired castor locking as standard. It is also optionally available with central castor locking. Movo and forto variants already include this as standard.

▲ The locking pedals on the Venta, featuring paired castor locking as standard, are easy to reach at all times.

▼ The Venta is also optionally available with central castor locking.



▼ The movo model variant includes central castor locking as standard.





## Bed extension

### Space and comfort for tall residents

Providing a care bed with sufficient space is a decisive factor for creating a feeling of well-being. Tall residents will therefore appreciate the 20 cm integrated extension of the bed frame of all Venta models. Caregivers and technicians can pull out the extension independently of the safety sides. The resulting gap between the side panel and the footboard does not impair the ability of the bed to operate in compliance with standards. Of course, telescopic side panels are available as an accessory to provide a seamlessly elegant look.

To extend the mattress base as well, there are two possibilities. The easier option for extending the mattress base is a mattress piece, which is inserted into the bed frame with the aid of a holding fixture. It remains in place during mattress base adjustments. If, on the other hand, the resident is to enjoy the health-promoting leg elevation, the lower leg rest extension is recommended. This can be easily attached to the mattress base without tools. A suitable mattress piece can be placed either at the foot end or - to avoid pressure ulcers on the heels where the mattresses join - at the head end. The use of a 220 cm length mattress is also possible.

▲ The optional telescopic side panels can simply be pulled out to extend them when the bed extension is used.

#### ESSENTIALLY BETTER The bed extension

- All Venta model variants are equipped with a 20 cm pull-out extension of the bed frame.
- The extension can be pulled out without tools and is standard-compliant without any further modifications.
- Optional telescopic side panels close the visible gap at the foot end.
- The mattress base can be extended with a mattress piece that is inserted at the foot end and stays in place when adjustments are made to the bed.
- Alternatively, a lower leg rest extension is available which moves along with any adjustments and thus allows the leg elevation position, for example, to be set.



The bed frame can be extended 20 cm as standard. The mattress base can optionally be extended with a mattress piece (top) or an extension piece for the lower leg rest (below).

▼ To activate the bed frame extension, the caregiver simply loosens the quarter turn locking bolts.

▼ The extension can then be pulled out effortlessly.



◀ The optional lower leg rest extension moves along with the lower leg rest when it is adjusted. In this way, not just the bed frame but also the flexible mattress base elements are extended effectively.



At the lowest position, the resident is protected from fall injuries.

## 3-stop function

### Working and mobilising the ergonomic way

A modern care bed should be able to accommodate very different heights at different times of the day and depending on the activity involved. At night, the low position protects against fall injuries, while a medium height is ideal for getting up or lying down, and caregivers protect their backs when the mattress base is raised to waist height. With the large height adjustment range of approximately 25 - 80 cm of the Venta, every desired height can be adjusted steplessly by handset. The 3-stop function ensures added convenience: The bed not only stops automatically at the highest and lowest position, but also makes an intermediate stop at a height of about 38 cm.

- Effortless adjustment to the best ergonomic position for getting in and out of bed
- Easier mobilisation of residents
- The height of the intermediate stop can be individually adjusted for very small or very tall residents

◀ The automatic intermediate stop at approximately 38 cm is ideal for conveniently getting in and out of bed. The safety side leaves enough free space and serves as a mobilisation aid.



▲ The maximum height of 80 cm allows even tall care staff to work at a back-friendly height and maintain an upright posture.

# Flexible operating concept

## Handsets to meet individual requirements


The Venta is operated using one of a selection of handsets. Simple, self-explanatory operation of the bed with the handset is helpful in more than one way. Caregivers need to keep track and maintain control even in tense situations. Even with limited abilities, residents should be able to make simple adjustments themselves in order to enjoy greater comfort and take the burden off caregivers.

## The choice is yours


To satisfy different preferences, there is a choice between the standard illuminated handset HB400 or the optional LCD handset with an illuminated display and 3 buttons.

- ▼ The buttons on the HB400 are clearly identifiable, day and night, with a transparent black border during the day, and pleasant lighting at night. The Trendelenburg function is integrated and does not require an additional handset. All options for the resident can be selectively locked.
- ▼ The optional LCD handset shows the adjustment functions on a large illuminated display. The arrow keys make it easy to select and activate the desired option. Caregivers can temporarily open all locked functions and adjust the bed as required.
- ▼ If an Out-of-Bed system was chosen, the bed will be equipped with an additional handset. The Out-of-Bed handset is used to activate the system. It is also used to set the alert time and additional functions such as the automatic light system.





▲ The lighted buttons are easy to see, even at night.



▲ All adjustment functions can be individually unlocked with the aid of a magnet in the mattress retainer bar.

ESSENTIALLY BETTER


### Illuminated handset HB400

- 6 rows of buttons with intuitive symbols
- Trendelenburg and reverse-Trendelenburg functions are integrated
- Frame around buttons for easy identification
- Illuminated at night
- LED indicates locked status of each function
- Unlocking using magnet on bed – no loose parts

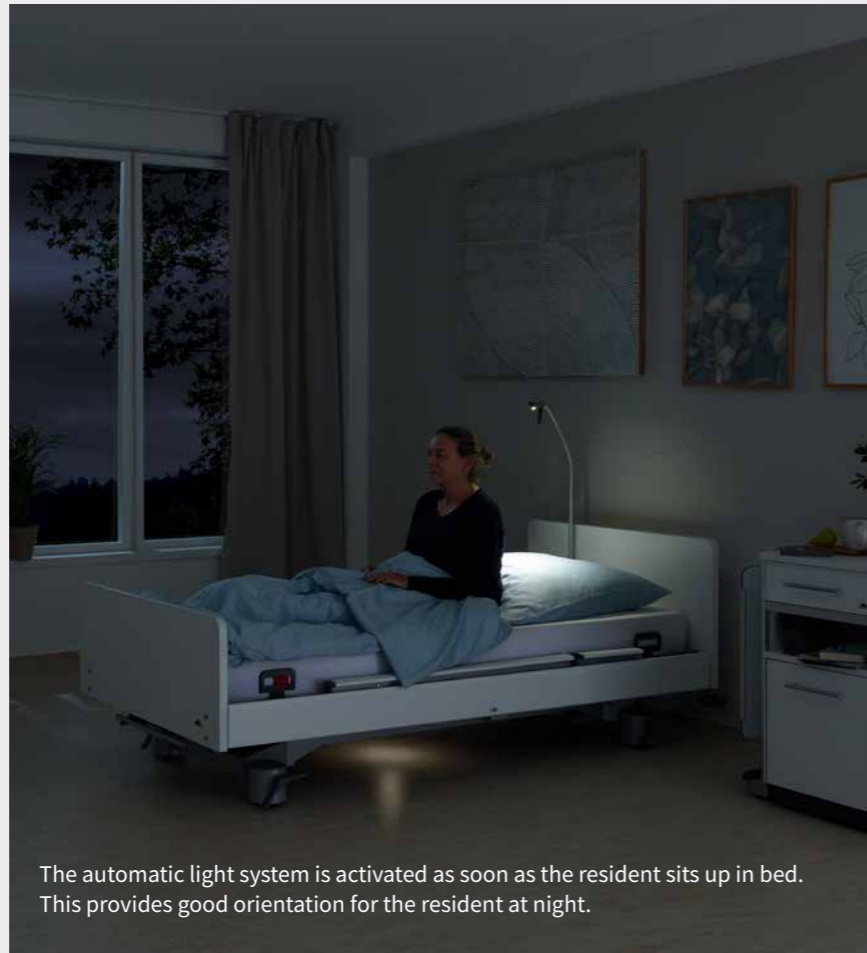
ESSENTIALLY BETTER  
**Out-of-Bed system**

The optional Out-of-Bed system supports the work of caregivers, particularly at night. It reports, for example, if a resident hasn't returned to bed after a visit to the toilet.

- Notifies caregivers after a preset time interval (selected on the handset)
- Signal to the in-house call system
- Automatic lighting, with reading lamp and under bed light
- Ultramodern sensors avoid false alarms



The automatic light system is activated as soon as the resident sits up in bed.



The automatic light system is activated as soon as the resident sits up in bed. This provides good orientation for the resident at night.



The notification countdown is triggered, when the resident actually leaves the bed.



Visual signal in the care room.



Visual signal in the corridor.



A visual and acoustic signal is activated in the care room.



## Maintenance friendly through cost-saving 24-volt system

A high level of safety, optimised costs and minimal effort of operation: The optional 24-volt operating system is an attractive option for all Venta beds.

The voltage is converted to 24 volts directly at the power socket. There are therefore no components carrying 230 volts anywhere in the vicinity of the resident, which means that residents enjoy a higher level of safety.

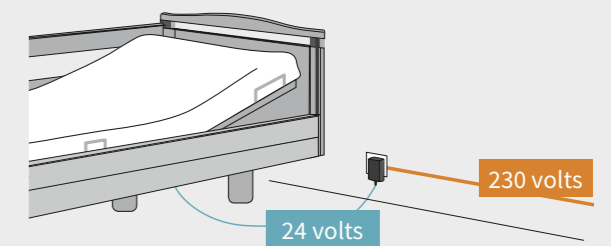
Costs and effort are saved due to the significant reduction in leakage current tests. For a 24-volt drive system, these are only necessary once every 10 years instead of every year.

Tests for leakage current only once every 10 years



▲ A mains transformer unit produces an extra-low voltage directly at the power socket. The optional wall spacer on the bed protects sockets, walls and furniture.

ESSENTIALLY BETTER  
**Strong advantages**



- Extra-low voltage starting from the transformer at the power socket
- No 230-volt components on the bed
- The optional rechargeable battery makes the care bed independent of the mains power supply in an emergency
- Leakage current tests only once every 10 years
- High degree of safety for residents



## Accessories

### Tailoring the Venta to your taste

The padding and upholstered covers along the sides of the bed protect residents, make it easier for them to get in and out of bed and increase their well-being by feeling pleasant to the touch.

Encasing the safety sides prevents restless residents from knocking against the bars or reaching through them. The foam leather upholstered cover completely encases the inside and outside of the safety side. Suitable lengths are available for the head end and fully extended safety side. These slip-on protective covers line the inside of the safety side with 20 mm moulded foam. The resident therefore enjoys maximum protection. The covers can be securely attached with Velcro fasteners. They can be selected for the head end and foot end of the safety side.

To make it easier for the resident to get in and out of bed, cushions are available in a variety of shapes for inserting at the side of the bed to fill the gap. These increase the sitting surface of the bed.



▲ The cushion makes it easier to get in and out of bed.



▲ The tall variant of the cushion also protects the side panel.



▲ The foam leather padding is made of high-quality disinfectable faux leather and foam padding.



▲ The protective cushion is easy to slip onto the safety side from the inside of the bed.



With original accessories from Stiegmeyer, the Venta can be adapted even more closely to individual requirements. Practical details such as wall deflection rollers and wall spacers protect the bed and the room furnishings from damage due to collisions. Our reading lamps radiate a pleasant light and generate very little heat. With these accessories, each Venta can be transformed into a bespoke dream bed.

◀ The stylish Sira reading lamp gives off a pleasant light.



▲ The Sola reading lamp radiates a pleasant light and generates very little heat.



▲ The lifting pole helps the resident to get comfortably positioned in bed.

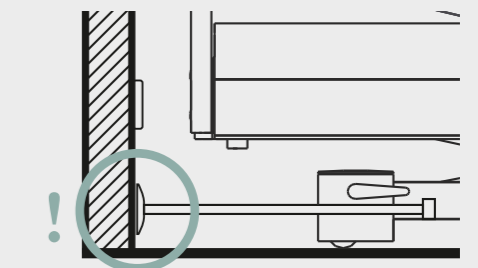


▲ The wall spacer with a disc is ideal for lightweight drywalls.

#### ESSENTIALLY BETTER

### The spacer

- Wall spacers prevent damage caused by collisions with furniture and power sockets when manoeuvring the bed



- Many different models to choose from
- Buffer absorbs the shock
- Optional disc-shaped buffers distribute the pressure even more widely – ideal for protecting lightweight drywalls
- Dimensions to suit your bed

# Features and options

Model variant	Venta – Standard	Venta – movo variant	Venta – forto variant
<b>Dimensions and weights</b>			
External dimensions (depending on the wooden bed frame)	For mattress base width of 90 cm approx. 104 x 211 cm	For mattress base width of 90 cm approx. 104 x 211 cm	For mattress base width of 100 cm approx. 114 x 211 cm
Mattress base (mattress dimensions)	90 (87) or 100 (97) x 200 cm	90 (87) or 100 (97) x 200 cm	100 (97) x 200 cm
Mattress base sections (back/seat/thigh/lower leg rests)	approx. 85 / 15 / 40 / 60 cm	approx. 85 / 15 / 40 / 60 cm	approx. 85 / 15 / 40 / 60 cm
Backrest auto-regression	approx. 10 cm	approx. 10 cm	approx. 10 cm
Safe working load	225 kg	225 kg	260 kg
Ground clearance	approx. 15 cm	approx. 15 cm	approx. 18 cm
Total weight	approx. 140 kg	approx. 140 kg	approx. 150 kg
<b>Drives</b>			
Fully electric 230 Volt	✓	✓	✓
24-volt drive concept with external transformer	0	0	0
<b>Electronic components</b>			
Illuminated standard handset including Trendelenburg function (HB400)	✓	✓	✓
LCD handset including Trendelenburg function	0	0	0
Out-of-Bed system Smart	0	0	0
<b>Safety side systems</b>			
Pivoting safety side	✓	✓	✓
Pivoting safety side, including horizontal telescope	0	0	0
Gap closure	0	0	0
Protective height of safety sides	42cm	42cm	42cm
<b>Mattress bases</b>			
Hygiene mattress base (polypropylene, removable)	✓	✓	✓
Comfort mattress base	0	0	–
4-section mattress base	✓	✓	✓
<b>Castors</b>			
Double castor	✓ Ø 50 mm	✓ Ø 100 mm	✓ Ø 125 mm
2x2 locking castors	✓	–	–
4 central locking castors	0	✓	✓
<b>Wall deflection systems</b>			
Wall deflection rollers, horizontally effective	0	0	0
Wall deflection roller, horizontally and vertically effective	0	0	0
Wall spacer on chassis	0	0	0
<b>Adjustment ranges</b>			
Height adjustment	approx. 25 – 80 cm	approx. 28 – 83 cm	approx. 31 – 85 cm
Backrest adjustment to 70°	✓	✓	✓
Thigh rest adjustment to 40°	✓	✓	✓
Reverse-Trendelenburg position (up to 12°)	✓	✓	✓
Trendelenburg position (up to 12°)	✓	✓	✓
<b>Additional features, accessory equipment</b>			
Softcovers	0	0	0
Integrated bed extension with telescopic safety side bars and side panel	0	0	0
Linen holder	0	0	0
Under bed light	0	0	0
Integrated light connection	0	0	0
Integrated battery	0	0	0

✓ = standard feature    0 = available as an option    – = not available

ESSENTIALLY BETTER

## Venta series – safety standards

- EN 14971  
Risk assessment for medical devices
- EN 60601-1  
Medical electrical equipment, general requirements for safety
- EN 60601-1-1  
Electromagnetic compatibility
- DIN EN 60601-2-52  
Medical electrical equipment





## Technical service

Our services – tailored to your requirements

The high-quality hospital beds and care beds from the Stieglmeyer Group are supported by an equally first-class service. Our service includes the core tasks of inspection, repairs, training and consulting.

We tailor our service to the wishes and requirements of your company. You can contact us in any way; all channels are open to you. Your dedicated contact at the other end of the phone will assist you with ordering spare parts and provide comprehensive technical support. More than 50 members of our technical service team are available to conduct inspections, maintenance and repairs at the customer's premises.

Our service department supplies replacement parts for all Stieglmeyer products for at least 15 years after the purchase date. Stieglmeyer has opened an ultra-modern service centre in Herford providing 3,000 square metres of storage. This automated warehouse contains an average of 7,500 items that can normally be shipped throughout Germany within a short space of time. You can also conveniently order these items online via our service portal: <https://service.stieglmeyer.com>



+49 5221 185 777  
Mon-Thu from 8:00 am to 4:30 pm and  
Fri from 8:00 am to 2:00 pm



[service@stieglmeyer.com](mailto:service@stieglmeyer.com)

## Replacement parts

Customers can use our service portal to order spare parts at any time. This offers convenience and transparency, allowing customers to make personal favourites lists, view all important documents and track their deliveries using track & trace. In-house bed management can be planned proactively.

## Bed inspection

The bed inspection can involve both, inspection or maintenance work. In an inspection, we evaluate the technical state of the bed in its current condition. This lets suitable action be defined for every single bed. In addition to these services, maintenance comprises preventive measures, such as adjusting the castor locks. Maintenance is designed to preserve the normal condition. Inspection and maintenance work always correspond to country-specific requirements and include a service report, which can also be accessed online.

## Quick repair of the bed

As the manufacturer, we guarantee the supply of original replacement parts within a short period of time. Our staff repair any damage to your beds quickly, expertly and inexpensively. Special repairs, modifications or complete overhauls are carried out in our service centre in Herford.

# STIEGELMEYERGROUP



## Solutions for people who care

The Stieglmeyer Group is Germany's leading manufacturer of medical beds for hospitals, nursing homes and homecare. With modern bedside cabinets, furniture and digital assistance systems, it is also an innovative provider of comprehensive solutions. The family-run company successfully develops offers for international markets in more than 100 countries.

### Our strengths:

- Product development at our Herford headquarters in Germany – production in four modern factories in Germany and Poland
- Factory in China for the Chinese market
- Subsidiaries and sales partners in many countries
- Top-class service with reliable spare parts supply
- Training and process optimisation for our customers
- Sustainable action with strong social commitment

### Our expertise

- Hospital
- Nursing home
- Homecare
- Lifestyle beds
- Furniture systems
- Service

### Our values

- Experienced
- Human
- Reliable
- Solution-focused
- Open-minded
- Confident

1,000  
EMPLOYEES  
WORLDWIDE

11  
LOCATIONS  
in Germany, Poland,  
the Netherlands, Belgium,  
France, Finland,  
South Africa and China



Tailor-made  
OFFERS  
for all  
MARKETS

MORE THAN

100,000 beds  
produced  
every year

International  
CERTIFI-  
CATION

UP TO  
15-YEAR  
spare part availability

DISTRIBUTION  
in more than  
100 countries



GERMAN  
ENGINEERING

### Our brands



STIEGELMEYER



BURMEIER





# STIEGELMEYERGROUP

Solutions for people who care



## Hauptsitz / Headquarters

*Deutschland / Germany*  
**Stieglmeyer GmbH & Co. KG**  
Ackerstraße 42  
32051 Herford  
Phone +49 (0) 5221 185-0  
Fax +49 (0) 5221 185-100  
info@stieglmeyer.com  
www.stieglmeyer.com



## Hauptsitz / Headquarters

*Deutschland / Germany*  
**Burmeier GmbH & Co. KG**  
Industriestraße 53  
32120 Hiddenhausen  
Phone +49 (0) 5223 9769 - 0  
Fax +49 (0) 5223 9769 - 090  
info@burmeier.com  
www.burmeier.com

*France*  
**Stieglmeyer SAS**  
16 Avenue de l'Europe  
Bâtiment SXB1  
67300 Schiltigheim  
Phone +33 (0) 4 7238 - 5336  
contact@stieglmeyer.fr  
www.stieglmeyer.fr


*Nederland / Netherlands*  
**Stieglmeyer BV**  
Peppelenbos 7  
6662 WB Elst  
Phone +31 (0) 345 581 - 881  
info@stieglmeyer.nl  
www.stieglmeyer.nl

*Polska / Poland*  
**Stieglmeyer Sp. z o.o.**  
86-212 Stolno  
Grubno 63  
Phone +48 56 6771 - 400  
Fax +48 56 6771 - 410  
info.stolno@stieglmeyer.pl  
www.stieglmeyer.pl

*South Africa*  
**Stieglmeyer Africa (PTY) Ltd.**  
The Estuaries - Century City  
Cape Town, 7441  
Phone +27 (0) 21 555 - 1415  
Fax +27 (0) 21 555 - 0639  
info.southafrica@stieglmeyer.com  
www.stieglmeyer.co.za

*Suomi / Finland*  
**Stieglmeyer Oy**  
Ahjokatu 4 A  
15800 Lahti  
Phone +358 (0) 3 7536 - 320  
Fax +358 (0) 3 7536 - 330  
stieglmeyer@stieglmeyer.fi  
www.stieglmeyer.fi

*China*  
**Stieglmeyer China Co. Ltd.**  
Poly Center, No. 8 South Wenhua Road  
Dongping New Town, Shunde District  
528300 Foshan  
Phone +86 757 29878710 - 0  
info@stieglmeyer.cn  
www.stieglmeyer.cn



stieglmeyer-group.com