



# Libra

Low-height beds for modern care

---

# Libra:

## The low-height bed for enhanced mobility, safety and well-being



The number of people in need of care, and particularly the share of those with dementia, will grow considerably over the coming years. By 2030, the World Health Organization anticipates a 40% rise in the number of people with dementia compared to the beginning of the decade. A good care bed must be capable of helping to meet this challenge. Precisely that is what our Libra family stands for.

The lowest mattress base position these beds offer, and their intelligent split safety sides, minimise the risk of falls while still allowing full freedom of movement. The beds' modular design allows them to keep pace with the changing requirements of the bed users.

Click here  
to see the  
Libra video:



Click here  
to see the  
Libra partner video:



### ESSENTIALLY BETTER Libra safety standards

- EN 14971 – Risk assessment for medical devices
- EN 60601-1 – Medical electrical equipment, general requirements for safety
- EN 60601-1-1 – Electromagnetic compatibility
- DIN EN 60601-2-52 – Medical electrical equipment

## Contents

### Libra Standard

- Specially designed to meet a wide range of individual needs 4

### Libra – movo variant

- Uniquely manoeuvrable for an active life 6

### Libra – floor access Plus variant

- High ground clearance for easy cleaning 7

### Libra partner

- The double bed for a fulfilled partnership in older age 8

### Safety sides

- Vario Safe system 10
- Easy Click system 12

### Comfort and mattress bases

- 14

### Medical positioning options

- Support during recovery and prophylaxis 16

### Operation

- Handset for customised requirements 17

### Ergonomics and mobilisation

- Efficiently prevent back problems 18
- Relieving the strain on care staff every day 19
- Bed extension 20

### Maintenance friendly

- 24-volt drive system 21

### Design

- Headboards, footboards and decors 22
- Headboards and footboards 22
- Fabrics and faux leathers 23
- Upholstery 23

### Useful extras

- The safe and comfortable way to your ideal bed 24

### Technical service

- Replacement parts, bed check, maintenance 25

### Equipment and options

- 26

### The Stiegmeyer-Group

- 27



### Libra Standard

- Height adjustment: approx. 25 – 80 cm
- High safe working load of 225 kg
- Low-height bed for fall prevention: Protection without DoLS
- Attractive designs, decors and upholstery variants



### Libra – movo variant

- Height adjustment: approx. 28 – 83 cm
- High safe working load of 225 kg
- Even better running characteristics: easy to manoeuvre in restricted spaces
- Residents can take part in everyday life again more easily in a mobile bed



### Libra – floor access Plus variant

- Height adjustment: approx. 25 – 80 cm
- High safe working load of 225 kg
- Chassis without longitudinal struts: better ground clearance
- Better hygiene thanks to easier cleaning of the floor



### Libra partner

- Height adjustment: approx. 25 – 80 cm
- High safe working load of 2 x 225 kg
- Flexible double bed: sleep together or separately
- Enhanced safety through synchronous movement of the corpus of the bed

# Vario Safe Libra Standard

Specially designed to meet a wide range of individual needs



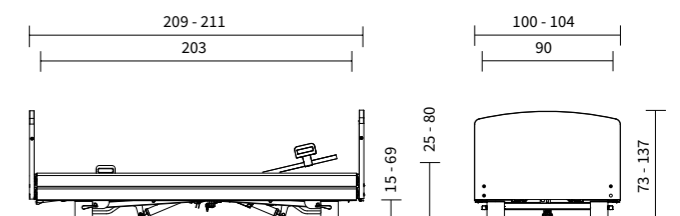
The standard variant of the Libra bed, a low-height bed with optional split safety sides, offers both a high level of safety and full freedom of movement. Its lowest position is close to the floor at only about 25 cm, which minimises the risk of fall injuries, and the head-end split safety sides leave enough space to get in and out of bed.

- Large height adjustment range, approx. 25 – 80 cm, for fall prevention and back-friendly care
- High safe working load of 225 kg
- Optional split safety sides for individual protection in any situation
- Tool-free removal of all safety sides with the Vario Safe or Easy Click system
- Homelike appearance thanks to a choice of headboards and footboards, wood decors and upholstery



- ▲ With its lowest mattress base position of only 25 cm, the consequences of falling out of bed are minimised.
- ◀ The flexible Vario Safe system enables the creation of tailored combinations of safety side elements, panels, headboards and footboards.

External dimensions/height adjustment range:



Large height adjustment range 25 to 80cm

Werdenfels approach

Low-height bed

Bed extension

24 volt system

Trendelenburg position

Comfort position

Vario Safe

EASY Click



Take part in everyday life again with the movo variant.



With the floor access Plus variant, brooms and mops glide under the bed unimpeded.

## Vario Safe Libra – movo variant

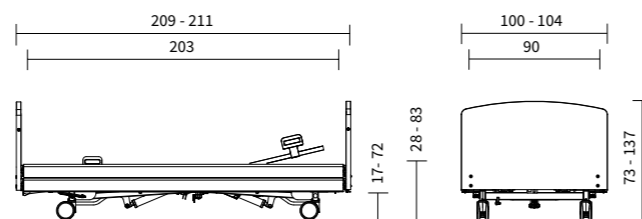
Uniquely manoeuvrable for an active life

The movo variant of the Libra bed is convincing with its excellent manoeuvrability. This makes it much easier to manoeuvre in narrow spaces and multi-bed rooms, or transport the bed to another place of use at home.

The workload of care staff and technicians is lightened, and the risk of collision damage is reduced. The excellent manoeuvrability of the movo variant also allows bedridden people to take part in everyday life – it is easy to wheel their beds into common rooms or onto the terrace.

- 100 mm double castors with excellent running characteristics
- Central castor locking as standard
- Large height adjustment range of approx. 28 – 83 cm

External dimensions/height adjustment range:



## Vario Safe Libra – floor access Plus variant

High ground clearance for easy cleaning

High ground clearance for easy cleaning

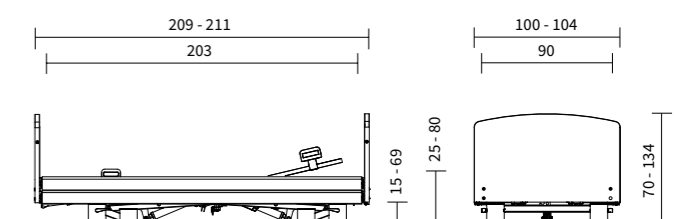
Thorough and reliable hygiene is crucial in residential care – to combat pathogens and allergies while creating a homelike atmosphere. There is no room for dirt and fluff under the bed. The floor access Plus variant has a particularly streamlined chassis without metal support bars along the sides. This makes thorough cleaning of the floor easier – brooms and mops glide under the bed unimpeded.

- Large height adjustment range of approx. 25 – 80 cm
- Optimal ground clearance for lifts
- 8 castors ensure excellent manoeuvrability and sufficient stability



▲ With its 8 castors, the bed is easy to manoeuvre.

External dimensions/height adjustment range:





With the Libra partner, couples can enjoy a new feeling of well-being in the care home.

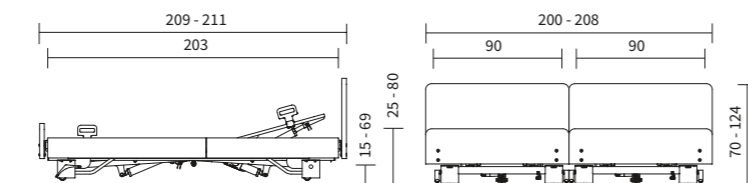
## Libra partner

### The double bed for a fulfilled partnership in older age

When couples move into a care home or find a new partner there, the question arises of whether to sleep together or separately. With the Libra partner, you have a flexible solution in every situation. The double bed meets every care requirement just as expertly as the Libra single beds. At the same time, it offers the flexibility to easily separate its two halves and place them, for example, against opposite walls of the room. The couple's personal wishes can therefore be taken into account as well as any medical indications that call for spatial separation at night.

- Large height adjustment range of approx. 25 – 80 cm
- Safe working load of 225 kg per mattress base
- Option of Vario Safe system split safety side

External dimensions/height adjustment range:



▲ The two halves of the bed can easily be separated and put back together again – making bedside care possible from both sides of the bed.

### Comfort and safety cleverly combined

The design of the Libra partner places great emphasis on providing individual comfort for both users and at the same time ensuring optimal protection. The backrest and leg rests of the two mattress bases can be adjusted individually to allow one person to read, for example, while the other is asleep. Each half of the bed has its own handset for this purpose.

The mattress bases of the bed always move synchronously during height adjustments and tilting. This prevents trapping hazards for users that could otherwise occur due to gaps opening up between the mattress bases.



▲ A separate handset is available for both mattress bases.

### ESSENTIALLY BETTER Sitting position

Electrically adjustable double beds are often little more than single beds placed next to each other but offering few functional options. The Libra partner, however, will convince you otherwise as it is one of only a few models that can tilt to provide a comfortable sitting position. This facilitates breathing as well as taking meals in bed and promotes an active everyday life at eye level with other people.



“It must be possible to adapt care beds quickly to current care needs.”

Marco Leone,  
Care Service Manager



THE STIEGELMEYER SOLUTION

Choice of three safety sides



- Split safety side with Vario Safe
- Homelike panel with Vario Safe



- Easy Click full-length safety side
- Easy Click combined safety side



Safety sides

Optimal balance between safety and freedom

People requiring care have very different needs, which can change at short notice. With a choice of three safety side systems, Libra offers flexibility in every situation.

The split safety side with the Vario Safe system can be removed and replaced without tools. This means it can be adapted quickly to suit every resident.

The combinable split safety side has a centre support which also serves as a standing aid. With the practical Easy Click system, its bars can be removed just as easily as the full-length safety side bars to provide maximum protection.



ESSENTIALLY BETTER  
Protection against entrapment

- A safety mechanism on the safety side prevents the mattress base from trapping feet or damaging skirting boards and utensils at the side of the bed as it is lowered. In the event of a collision, the safety side is raised.
- Compliant with the requirements of standard EN 60601-2-52.



▲ The split safety side can be combined with homelike panels.



▲ The 4 elements of the split safety side can be raised individually in 2 stages.



▲ Full-length safety sides provide maximum protection.

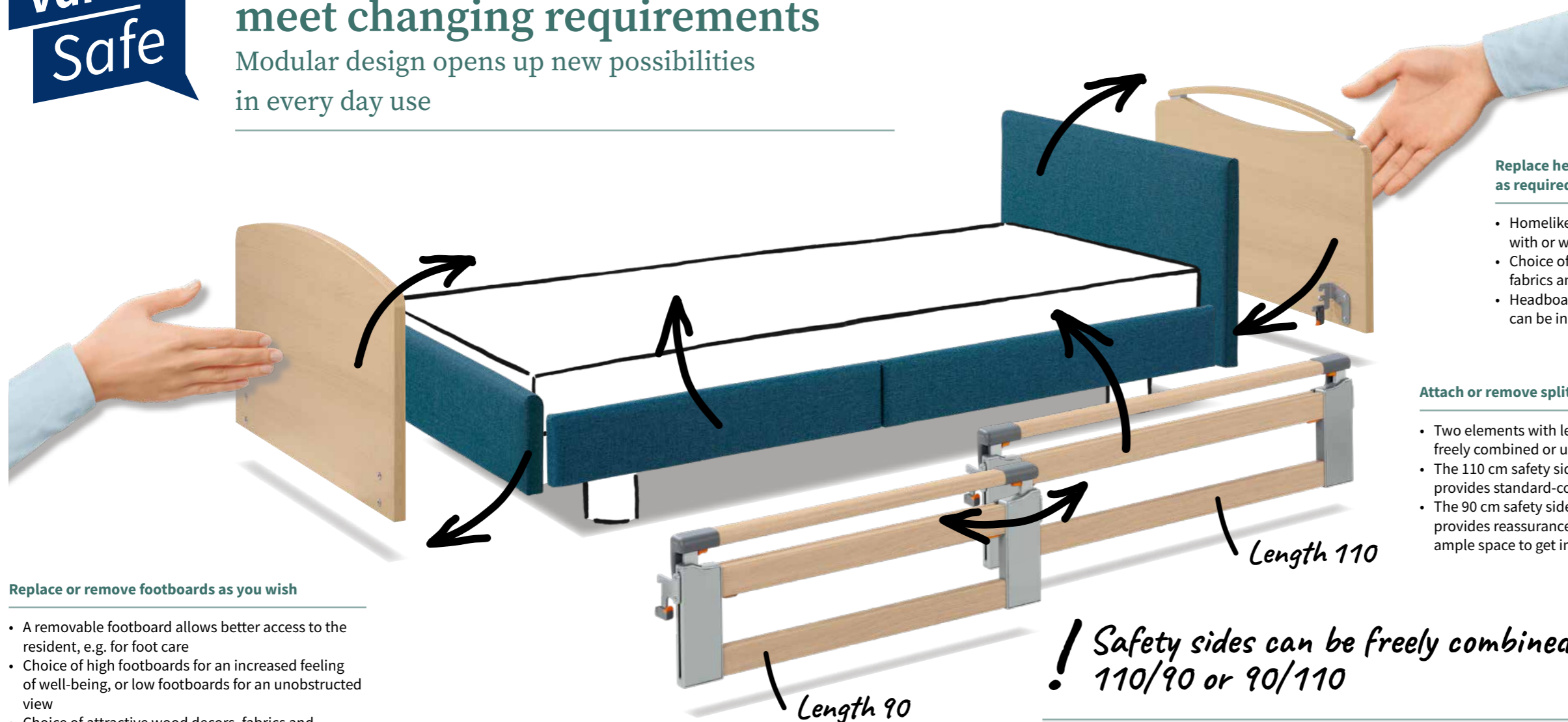


▲ The head-end element and centre support of the combinable safety sides offer standard-compliant protection.



# Vario Safe – the system to meet changing requirements

Modular design opens up new possibilities in every day use



### Replace or remove footboards as you wish

- A removable footboard allows better access to the resident, e.g. for foot care
- Choice of high footboards for an increased feeling of well-being, or low footboards for an unobstructed view
- Choice of attractive wood decors, fabrics and faux leathers

### Split safety sides with two-stage telescopic adjustment

- The split safety side can be raised telescopically to two different positions or raised diagonally
- Maximum protection or an unobtrusive orientation aid
- Effortless operation with ergonomic buttons

### Replace headboards in seconds, as required

- Homelike design variants, with or without handle bars
- Choice of attractive wood decors, fabrics and faux leathers
- Headboards, footboards and side panels can be in different colours

### Attach or remove split safety sides as required

- Two elements with lengths of 90 and 110 cm can be freely combined or used separately
- The 110 cm safety side element at the head end provides standard-compliant protection
- The 90 cm safety side element at the head end provides reassurance and orientation and leaves ample space to get in and out of bed

**! Safety sides can be freely combined: 110/90 or 90/110**



Click here to see the Vario Safe video

The Vario Safe system is the ideal option if you want to equip your Libra bed, or your Libra partner bed, with split safety sides or side panels. With Vario Safe, all the bed surround elements can be removed and replaced without the use of tools. This is made possible by patented fasteners.

If a new resident has different needs when it comes to protection or individual taste, the safety sides can be reduced and headboards and footboards can be replaced in no time. This relieves the burden on building services staff and saves money, since the care home can equip a large number of beds in a customised way with just a small stock of conversion elements.

### ESSENTIALLY BETTER

## Standard-compliant protection

- With a mattress base length of 200 cm, the split safety side consists of a 110 cm and a 90 cm long element on each side.
- These elements can be used interchangeably at the head and foot ends.
- If the 110 cm element is installed at the head end, it covers more than 50% of the mattress base and is thus a standard-compliant safety side on its own.
- The 90 cm element on its own does not provide standard-compliant protection, but offers support and ample space for getting in and out of bed.
- If the bed extension is used, two 110 cm elements can be attached.

## Vario Safe – tool-free handling with a high degree of safety



▲ Insert the Vario Safe element into the bed frame and fasten it in place with the catches.

▲ The insertion protection feature guarantees that the safety sides are always attached in a standard-compliant manner.



# Easy Click – easy handling and better hygiene

Full-length and combinable safety sides are attached without tools



New fastening system for combinable and full-length safety sides

Residents at high risk of falling need maximum protection – the classic full-length safety side is often the best choice in this case. If desired, it can be used together with the combinable split safety side on the other side of the bed, to achieve an ideal balance of safety and freedom. The centre support of the combinable safety sides also serves as a robust mobilisation aid.

The new generation of the Libra comes with the intelligent Easy Click system as standard for both safety sides. The safety side bars can be “clicked” onto pre-assembled brackets without the use of tools. This makes it easy to assemble and clean the bed. The elegant plastic caps protect the inside of the bars from dirt and liquids. Also, the Easy Click system makes it possible to switch the safety sides from one bed to another, for economic efficiency.



▲ Easy Click allows safety side bars to be attached to pre-assembled brackets without the need for tools.



▲ With an easy-to-operate release mechanism on the headboard and footboard, the bars can be lowered using just one hand.



▲ To lower the bars of the combinable safety side, simply press the button on the centre support. When not required, the support itself can simply be removed and stored in a holder under the bed.



Thanks to the adjustable backrest, everyday life is comfortable.

## Comfort and mattress bases

With the joie de vivre of a hotel room

Libra is designed to make those in need of care feel safe and secure. One of its main features that make it so is the precise way it can be adjusted to meet every individual need. Sitting in a comfortable position to watch TV or talking to another person at eye level - this, and more, is possible with Libra. Libra can be brought into a reverse-Trendelenburg position of up to 12° and its backrest raised to up to 70°, which means that it can easily be transformed into a comfortable armchair. This makes it much easier for residents to join in with everyday activities.



▲ The Libra's 4-section metal slatted mattress base is both strong and flexible at the same time and is exceptionally easy to clean. The adjustment options provided by the backrest and thigh rest enable residents to find their desired position in every situation. The use of optional mattress base covers enhances comfort and hygiene even further.



▲ The comfort mattress base comprises 50 individual spring elements. These elements are designed to mould themselves closely to the shape of the body and help to ventilate the mattress. Their oscillation also ensures that the pressure is optimally distributed.



▲ Thanks to its deep venting slits, the durable hygiene mattress base is also highly breathable. It is easy to remove and can be cleaned with conventional cleaning agents.



“Our residents who require care should be able to take part in life at eye level with other people.”

Marco Leone,  
Care Service Manager



THE STIEGELMEYER SOLUTION

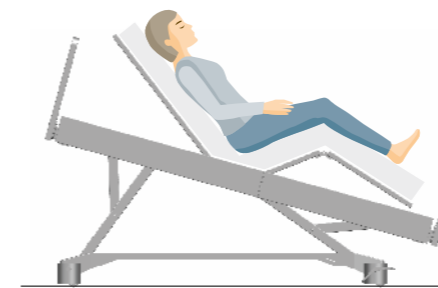
**Adjustment features for many medical requirements**

- Four-section mattress base with motorised adjustment
- Tilttable bed frame for Trendelenburg and reverse-Trendelenburg positions, and for a comfortable sitting position
- Breathing and circulation support

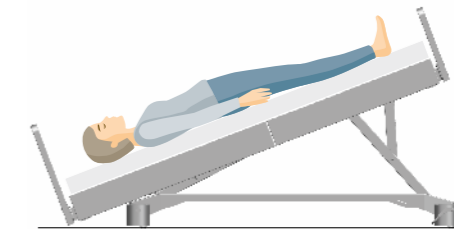
## Medical positioning options

### Support during recovery and prophylaxis

The comfortable adjustment options afforded by the Libra promote residents' health and support care staff in their work. The flexibly adjustable mattress base makes it possible, for example, to move to a reverse-Trendelenburg position to help prevent aspiration and pneumonia, or to use the cardiac chair position to relieve the heart. For treating shock and relieving the veins, the Trendelenburg position and the elevated bent leg position can be used.



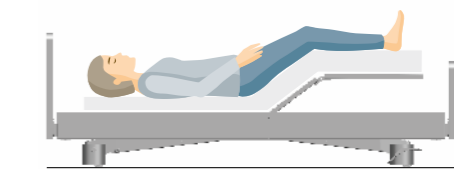
▲ The cardiac chair position reduces the strain on the heart and strengthens the circulation.



▲ The Trendelenburg position can reduce the effects of shock.



▲ The tilt capability of the bed frame allows the feet to be lowered to the reverse-Trendelenburg position, e.g. to facilitate swallowing and prevent aspiration.



▲ Adjusting the lower leg rest to about 22° relieves pressure and alleviates pain.

## Effortless operation

### Handset for customised requirements

All of the settings that the Libra can be adjusted to can be easily and intuitively controlled with the Libra handset. It is light and has an ergonomic design. It is fitted with extra-large arrow buttons and easy-to-understand pictograms to ensure that it can be used even by those with limited abilities. Individual handset functions can be selectively locked. Setting the Trendelenburg position by using the separate Trendelenburg handset prevents the risk of inadvertent use by the resident.



▲ Trendelenburg handset



▲ Handset with backlit buttons (available as an option)

◀ Libra handset

“Back-friendly work is very important for maintaining the health and well-being of our team and to reduce sick leave.”

Marco Leone,  
Care Service Manager



#### THE STIEGELMEYER SOLUTION

### Efficiently prevent back problems

- Very large height adjustment range, from approx. 25 to 83 cm depending on the model variant
- Easier access to residents in need of care
- Independent mobilisation of the resident means less strain on carers



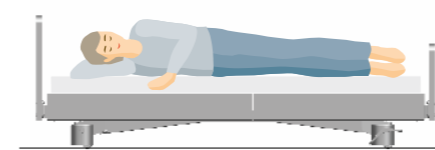
## Ergonomics and mobilisation

### Relieving the strain on care staff every day

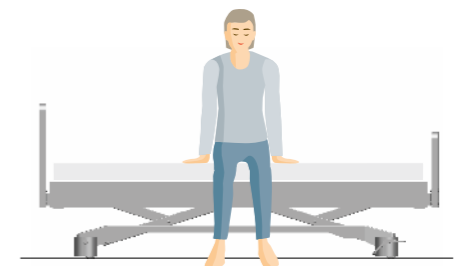
Back pain is one of the biggest problems in the care profession – as many as two thirds of care staff suffer from it, according to surveys. This makes it all the more important to be able to work in an upright position in many situations, in a way that is easy on the back. The maximum height of the Libra beds of over 80 cm is a great help here, as are the modular, removable elements that allow easy access to the resident. The bed is also designed with many mobilisation aids that make it easier for residents to get up without assistance.



### Bed height settings



- ▲ A low height of about 25 cm prevents fall injuries.



- ▲ By adjusting the mattress base to suit the individual, residents can get up much more easily on their own. The bed automatically makes a stop at the ideal height of 38 cm for getting out of bed.



- ▲ Depending on the model variant, the highest position is between 80 and 83 cm – ideal for back-friendly working at hip height.



- ▲ With the Vario Safe system, the headboard and footboard can be removed without tools. This relieves the strain on care staff when performing personal hygiene, physiotherapy and advanced care.

# Bed extension

## More room for tall residents

People have been growing taller on average for a long time – care homes need to be prepared for this. With Libra's optional bed extension, you can provide the necessary space required for your residents. You can either configure the bed to be about 20 cm longer upon purchase, or retrofit it with the bed extension.

The metal element that extends the bed frame is simply inserted at the foot end. Suitable longer bars or panels, or panel infill pieces, are available for each type of safety side. If the bed is equipped with a split safety side using the Vario Safe system, each side of the bed can be fitted with either two 110 cm long elements or one 90 cm long safety side with a 130 cm long panel. With Vario Safe, using bed extensions in the care home has become even more flexible and efficient – all the required elements can be exchanged between beds in a matter of moments.

To extend the mattress, Stieglmeyer offers suitable comfortable mattress extension pieces.



▲ The bed extension element is simply inserted into the bed frame.


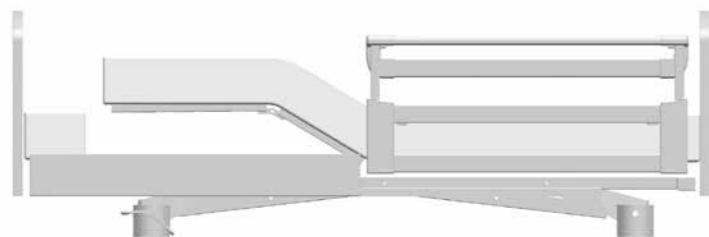



▲ A custom-made mattress extension piece is available to extend the mattress.

◀ When the bed extension is used with the Easy Click system, longer safety side bars and side panel infill pieces are available for attachment.

◀ If the bed extension is used together with the Vario Safe system, the 90 cm long safety sides or panels can be replaced by 110 cm long versions, without the use of tools.

◀ A comfortable mattress piece is available for extending the mattress. It remains firmly in place at all times.



# Maintenance friendly through 24-volt system

A high level of safety, optimised costs and minimal effort of operation: The 24-volt system is the ideal drive for all Libra beds.

The voltage is converted directly at the power socket. There are therefore no components carrying 230 volts anywhere in the vicinity of the resident, which means that residents enjoy a higher level of safety.

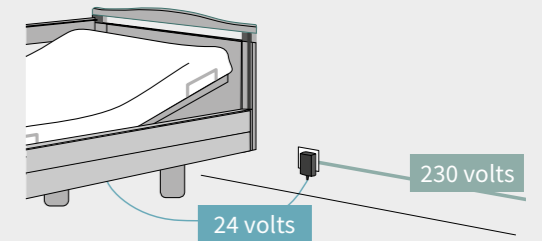
Country-specific measurements and inspections are minimised due to the low-maintenance system.



▲ A mains transformer unit produces a safety extra-low voltage directly at the power socket.

ESSENTIALLY BETTER

## Strong advantages



- Safety extra-low voltage starting from the transformer at the power socket
- No 230-volt components on the bed
- The optional rechargeable battery makes the care bed independent of the mains power supply in an emergency

ESSENTIALLY BETTER

## A perfect fit everywhere

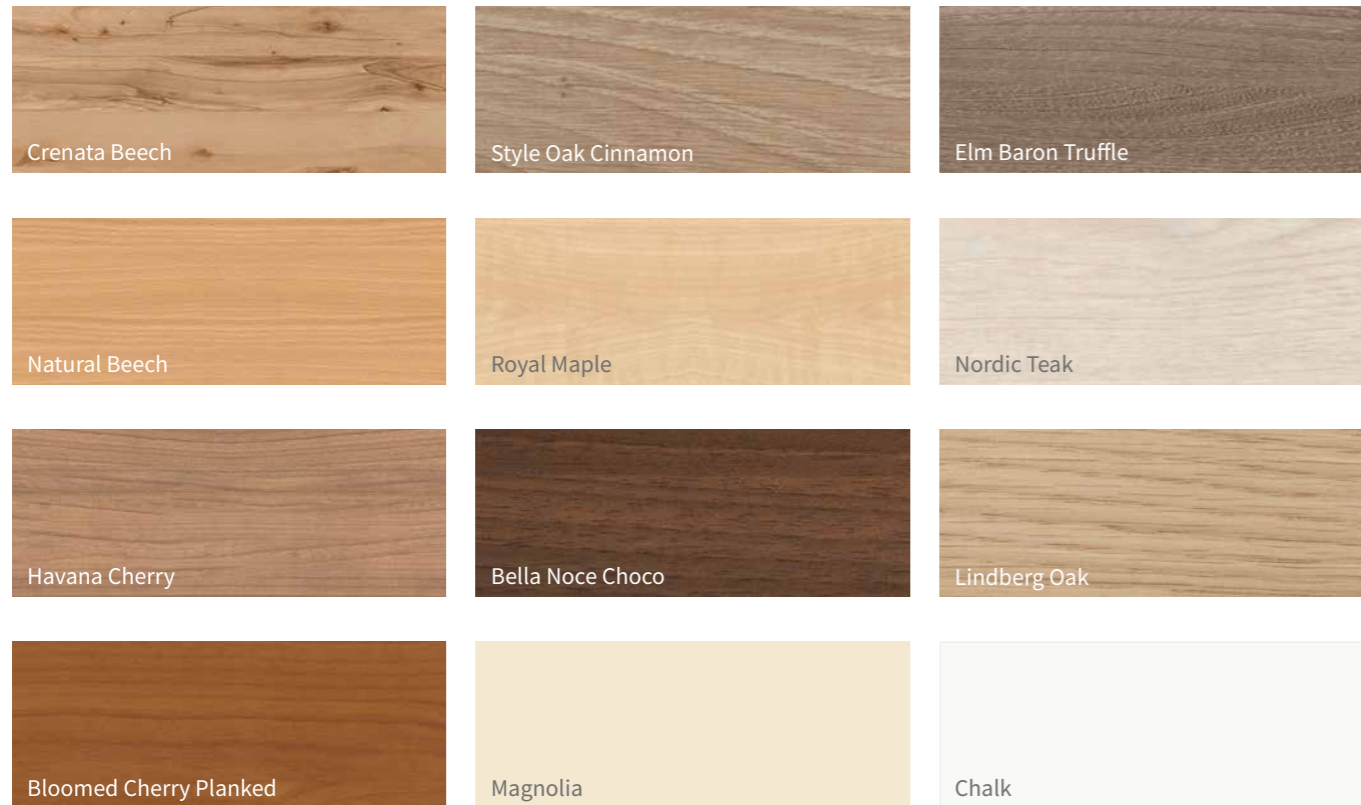


We offer suitable power plugs for many international markets. Use our 24-volt system any time without an adapter.

# Design

## Headboards, footboards and decors

For the Libra series, a variety of homelike headboards and footboards are available, with or without a handle bar. Choose one of twelve current wood decors – from the white chalk shade to the modern, coarsely grained Crenata Beech decor. We would be pleased to advise you.



## Headboards and footboards



## Fabrics and faux leathers


A range of attractive fabrics and faux leathers are available for the Nobla head/footboards and the Vario Safe system side panels. The full range available can be found on the website of our partner Delius. Please follow the manufacturer's instructions when cleaning the fabrics and faux leather.



## Examples of fabric covers



## Examples of faux leather covers



## Upholstery, with or without quilting, for the Nobla head/footboard series




The linear head and footboards of the Nobla series look even cosier when permanently upholstered in fabric or faux leather. The two quilted versions are particularly impressive – the noble diamond design with British flair, and the simple, modern box pattern.



▲ The box design has a modern, clear-cut look.



▲ The classic diamond design creates a distinguished atmosphere.



The optional under bed light also provides greater safety and orientation such as during night-time visits to the toilet.

More information can be found in our accessories brochure

## Useful extras

The safe and comfortable way to your ideal bed



▲ All-round protection against impact injuries can be provided for residents by fitting protective covers on the headboard, footboard and safety sides.



▲ Fall protection mats made of 3 cm thick composite foam are recommended for maximum prevention of fall injuries.



▲ The wall deflection roller protects the bed and the walls during horizontal and vertical movements.

### ESSENTIALLY BETTER The spacer



• Wall spacers prevent damage due to collisions with furniture and power sockets when manoeuvring the bed



▲ The lifting pole helps the resident get comfortably positioned in bed.



▲ The Sola reading lamp radiates a pleasant light and generates very little heat.



## Technical service

Our services – tailored to your requirements

The high-quality hospital beds and care beds from the Stiegmeyer-Group are supported by an equally first-class service. Our service includes the core tasks of checking, repairs, training and consulting.

We tailor our service to the wishes and requirements of your facility. You can contact us in any way; all channels are open to you. Your dedicated contact at the other end of the phone will assist you with ordering spare parts and provide comprehensive technical support. More than 50 members of our technical service team are available to conduct inspections, maintenance and repairs at the customer's premises.

Our service department supplies replacement parts for all Stiegmeyer products for at least 15 years after the purchase date. Stiegmeyer has opened an ultra-modern service centre in Herford providing 3,000 square metres of storage. This automated warehouse contains an average of 7,500 items that can normally be shipped within a short space of time. You can also conveniently order these items online via our service portal:

<https://service.stiegmeyer.com/en/EUR/login>



+49 5221 185 777  
Mon-Thu from 8:00 am to 4:30 pm and  
Fri from 8:00 am to 2:00 pm



[service@stiegmeyer.com](mailto:service@stiegmeyer.com)

## Replacement parts

Customers can use our service portal to order spare parts at any time. This offers convenience and transparency, allowing customers to make personal favourites lists, view all important documents and track their deliveries using track & trace. In-house bed management can be planned proactively.

## Bed check

The bed check can involve an inspection or maintenance work. In an inspection, we evaluate the technical state of the bed in its current condition. This lets suitable action be defined for every single bed. In addition to these services, maintenance comprises preventive measures, such as adjusting the brakes. Maintenance is designed to preserve the normal condition. Inspection and maintenance work always correspond to country-specific requirements and include a service report, which can also be accessed online.

## Quick repair of the bed

As the manufacturer, we guarantee the supply of original replacement parts within a short period of time. Our staff repair any damage to your beds quickly, expertly and inexpensively. Special repairs, modifications or complete overhauls are carried out in our service centre in Herford.

## Equipment and options

Model variant	Libra – Standard	Libra – move variant	Libra – floor access Plus variant	Libra partner
<b>Dimensions and weights</b>				
External dimensions with – combinable split safety side <sup>4)</sup>	For mattress base width of 90 cm approx. 100.3 x 209.4 cm			–
– full-length safety side <sup>4)</sup> (depending on the wooden surround)	For mattress base width of 100 cm approx. 110.3 x 209.4 cm			–
External dimensions with – split safety side	For mattress base width of 90 cm approx. 104.0 x 209.4 cm			For mattress base width of 2 x 90 cm, approx. 195.6 x 209.4 cm
Mattress base (mattress dimensions)	For mattress base width of 100 cm approx. 114.0 x 209.4 cm approx. 90 x 200 cm or 100 x 200 cm <sup>4)</sup>			90 x 200 cm
Mattress base division (back/seat/thigh/lower leg rests)	approx. 72 – 25 – 33 – 54 cm			
Backrest length compensation	approx. 8 cm			
Safe working load	225 kg			2 x 225 kg
Ground clearance	approx. 15 cm	17.5 cm	approx. 15 cm <sup>2)</sup>	approx. 15 cm
Total weight	approx. 135 kg			approx. 270 kg
<b>Drives</b>				
Fully electric	✓	✓	✓	✓
24-volt drive concept with external transformer	0	0	0	–
230-volt drive	✓	✓	✓	✓
<b>Electronic components</b>				
Handset (selective locking function)	✓	✓	✓	✓
Additional handset for Trendelenburg position	0	0	0	–
Under bed light	0	0	0	–
Lead-gel battery	0	0	0	0
Backlit handset with Trendelenburg	0	0	0	–
Backlit handset without Trendelenburg	–	–	–	✓
<b>Safety side systems</b>				
Full-length safety sides (DSE) Easy Click	✓	✓	✓	–
Combined safety side (KSE) Easy Click	0	0	0	–
Split safety side with Vario Safe	0	0	0	0
No safety side	0	0	0	–
<b>Mattress bases</b>				
Metal slat mattress base	✓	✓	✓	✓
Mattress base in four sections, electrically adjustable	✓	✓	✓	✓
Mattress base tiltable to reverse-Trendelenburg position	✓	✓	✓	✓
Mattress base tiltable to Trendelenburg position	0	0	0	–
Comfort mattress base inserts	0	0	0	0
Hygiene mattress base	0	0	0	0
Easy to remove from chassis	✓	✓	✓	✓
Mattress base width 100 cm	0	0	0	–
Mattress base width 90 cm	✓	✓	✓	✓
<b>Castors</b>				
Double castors	Ø 50 mm	Ø 100 mm	Ø 50 mm 8 x	Ø 50 mm
Castor braking, per axle	✓	–	✓	–
Castor braking, central	0	✓	–	✓
<b>Wall deflection systems</b>				
Wall deflection roller	0	0	0	–
Wall spacer on chassis	0	0	0	0
<b>Adjustment ranges</b>				
Height adjustment	approx. 25 – 80 cm	approx. 28 – 83 cm	approx. 25 – 80 cm	approx. 25 – 80 cm
Backrest adjustment to approx. 70°	✓	✓	✓	✓
Thigh rest adjustable up to about 40°	✓	✓	✓	✓
Lower leg rest adjustable up to about 22°	✓	✓	✓	✓
Reverse-Trendelenburg position up to approx. 12°	✓	✓	✓	✓
Trendelenburg position up to 12°	0	0	0	–
<b>Miscellaneous</b>				
Support elements with easy-to-clean metal slats	✓	✓	✓	✓
Choice of wooden surrounds as shown in the brochure (dimensions will vary depending on safety side design and the headboard and footboard model)	✓	✓	✓	Head and footboards: Nobla, Nobla reha, Nobla mala
Vario Safe panels	0	0	0	0
Wood decors as shown in brochure	✓	✓	✓	✓
Argentum metal finish	✓	✓	✓	✓
2 adapter sleeves at the head end for patient lifting pole/infusion stand	✓	✓	✓	✓
Side panel behind the safety sides (not for split safety sides)	✓	✓	✓	–
Emergency backrest lowering mechanism	0	0	0	–
Bed extension approx. 20 cm	0	0	0	0
Linen holder <sup>3)</sup>	0	0	0	–

✓ = Standard feature    2) in lowest mattress base position    3) not possible with integrated combined safety sides    4) not for Libra partner  
 0 = Available as an option    – = Not available

# STIEGELMEYERGROUP



## Solutions for people who care

The Stiegmeyer Group is Germany's leading manufacturer of medical beds for hospitals, nursing homes and homecare. With modern bedside cabinets, furniture and digital assistance systems, it is also an innovative provider of holistic solutions. The family-run company successfully develops offers for international markets in more than 100 countries.

### Our strengths:

- Product development at our Herford headquarters in Germany – production in four modern factories in Germany and Poland
- Factory in China for the Asian market
- Subsidiaries and sales partners in many countries
- Top-class service with reliable spare parts supply
- Training and process optimisation for our customers
- Sustainable action with strong social commitment

### Our expertise

- Hospital
- Nursing home
- Homecare
- Lifestyle beds
- Furniture systems
- Service

### Our values

- Experienced
- Human
- Reliable
- Solution-focused
- Open-minded
- Confident

1,100  
EMPLOYEES  
WORLDWIDE

11  
LOCATIONS  
in Germany, Poland,  
the Netherlands, Belgium,  
France, Finland,  
South Africa and China

Tailor-made  
OFFERS  
for all  
MARKETS

---

MORE THAN  
125,000  
beds produced  
every year

International  
CERTIFI-  
CATION

---

15-YEAR  
spare part  
availability

DISTRIBUTION  
in more than  
countries

100  
GERMAN  
ENGINEERING

### Our brands





# STIEGELMEYERGROUP

Solutions for people who care



## Hauptsitz / Headquarters

*Deutschland / Germany*  
**Stieglmeyer GmbH & Co. KG**  
Ackerstraße 42  
32051 Herford  
Phone +49 (0) 5221 185-0  
Fax +49 (0) 5221 185-100  
info@stieglmeyer.com  
www.stieglmeyer.com



## Hauptsitz / Headquarters

*Deutschland / Germany*  
**Burmeier GmbH & Co. KG**  
Industriestraße 53  
32120 Hiddenhausen  
Phone +49 (0) 5223 9769 - 0  
Fax +49 (0) 5223 9769 - 090  
info@burmeier.com  
www.burmeier.com

*France*  
**Stieglmeyer SAS**  
16 Avenue de l'Europe  
Bâtiment SXB1  
67300 Schiltigheim  
Phone +33 (0) 4 7238 - 5336  
contact@stieglmeyer.fr  
www.stieglmeyer.fr

*South Africa*  
**Stieglmeyer Africa (PTY) Ltd.**  
The Estuaries - Century City  
Cape Town, 7441  
Phone +27 (0) 21 555 - 1415  
Fax +27 (0) 21 555 - 0639  
info.southafrica@stieglmeyer.com  
www.stieglmeyer.co.za

*Nederland / Netherlands*  
**Stieglmeyer BV**  
Peppelenbos 7  
6662 WB Elst  
Phone +31 (0) 345 581 - 881  
info@stieglmeyer.nl  
www.stieglmeyer.nl

*Suomi / Finland*  
**Stieglmeyer Oy**  
Ahjokatu 4 A  
15800 Lahti  
Phone +358 (0) 3 7536 - 320  
Fax +358 (0) 3 7536 - 330  
stieglmeyer@stieglmeyer.fi  
www.stieglmeyer.fi

*Polska / Poland*  
**Stieglmeyer Sp. z o.o.**  
86-212 Stolno  
Grubno 63  
Phone +48 56 6771 - 400  
Fax +48 56 6771 - 410  
info.stolno@stieglmeyer.pl  
www.stieglmeyer.pl

*China*  
**Stieglmeyer China Co. Ltd.**  
Poly Center, No. 8 South Wenhua Road  
Dongping New Town, Shunde District  
528300 Foshan  
Phone +86 757 29878710 - 0  
info@stieglmeyer.cn  
www.stieglmeyer.cn



stieglmeyer-group.com