



Elvido

low-height beds with digital assistance

The Elvido family: Tailor-made beds

Smart and modular solutions for modern care



Inpatient care is facing greater challenges than ever before. Many nursing homes are suffering from staff shortages, recruitment worries and, most recently, the strain of the pandemic, which have led to an increased workload that calls for new solutions. The current generation of our Elvido care bed series strives with every detail to relieve the burden on caregivers and to improve the quality of life for residents. The focus is on digital assistance systems such as the Out-of-Bed systems and a modular design that transforms each individual bed into a customised bed of choice.

The Elvido product family comprises the vervo as an allround product, the forto being a heavy-duty variant, the all mechanical adjustable rega and the easy to manoeuvre movo. Models that can be used in any ward, including psychiatric wards even, with the most stringent requirements.

Contents

Elvido at a glance	4	Flexible operating concept	20
Model variants		Lamps	22
• Elvido vervo	6	24-volt drive system	23
• Elvido movo	7	Design	
• Elvido forto	8	• Headboards, footboards and decors	24
• Elvido rega	9	• Headboards and footboards	24
Enhanced protection and quality of life for residents	10	• Fabrics and faux leathers	25
• Werdenfelser Weg approach	11	Useful extras	
• Easy Click system	12	• Chassis covers	26
• Vario Safe system	13	• Mattress bases	26
User groups in the nursing home	14	• Wall deflection rollers & wall spacers	27
Ergonomics and mobilisation	16	• Protective covers & protective padding	27
Positioning options	17	• Fall protection mat	27
Bed extension	18	• Patient lifting pole	27
Digitalisation		Equipment and options	28
• Out-of-Bed smart	19	Technical service	
		• Replacement parts, bed check, maintenance	30
		The Stiegmeyer Group	31



Elvido vervo

- **Height adjustment:**
approx. 25 – 80 cm
- **Minimises the impact of falls:**
 - Low-height bed for protection without the use of restraints
 - Extra safety with the optional Out-of-Bed system



Elvido movo

- **Height adjustment:**
approx. 28 – 83 cm
- **Manoeuvrability:**
 - Large 100-mm double castors – easy to manoeuvre even in tight spaces and when transporting over longer distances
 - Overcomes smaller obstacles such as door thresholds effortlessly
 - Central locking castors unlock or lock the position with a single operation
 - A directional castor facilitates steering



Elvido forto

- **Height adjustment:**
approx. 30 – 85 cm
- **Safe working load:**
260 kg to meet demanding requirements
- **Mattress base width:**
100 cm
- **Castors:**
125-mm double castors



Elvido rega

- **Height adjustment:**
approx. 39 – 80 cm
- **Suitable for psychiatric care:**
 - Mechanically adjustable bed
 - Excellent stability
 - Supported adjustment by hydraulic foot pump

Elvido at a glance


Digital ready:

- Out-of-bed smart and future connectivity functions can be used



Safety sides:

- Full-length safety sides for optimum protection, or combinable split safety sides including mobilisation support to promote mobility
- Easy Click bars can be removed, without tools, for particularly thorough cleaning
- The Elvido modular system also offers Vario Safe split safety sides or panels



vervo variant



movo variant



Requirement-based choice:

- The vervo variant: the particularly homelike allrounder
- The movo variant: large castors for better manoeuvrability
- The forto variant: heavy-duty variant (safe working load: 260 kg) including all advantages of the Elvido and a comfortable width of 100 cm
- The rega variant: the mechanical variant for safety in psychiatric care

forto variant




rega variant



Mattress bases to meet all requirements:

- The hygiene mattress base supplied as standard, with elements that can be removed without tools, offers access for servicing purposes and is optimised for cleaning
- Free-floating mattress base elements for particularly comfortable positioning are available as an option
- Integrated bed extension



A touch of class:

- The Vario Safe system offers a large selection of coordinated fabrics, colours, shapes and patterns for the bed






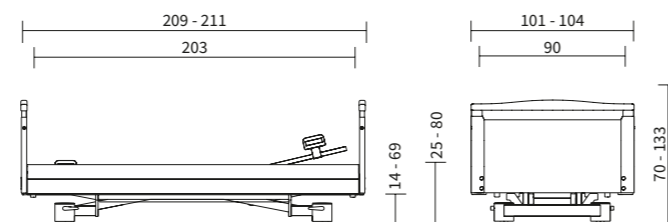
Elvido vervo

The versatile low-height bed to meet highest expectations

- Height adjustment range: approx. 25 – 80 cm
- Automatic intermediate stop ensures residents, no matter how tall or short, have secure floor contact when leaving the bed; programming the correct exit height improves orientation and balance thanks to tactile perception by the soles of the feet
- OpenBus drive system, a standard feature, allows the use of the optional Out-of-Bed system



External dimensions/height adjustment range:



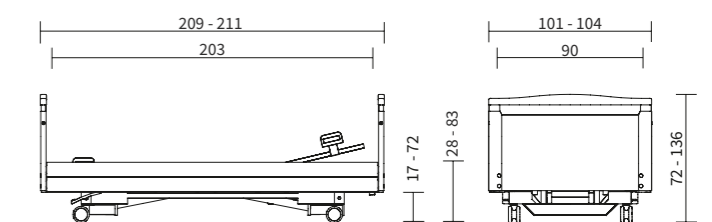
Elvido movo

The low-height bed that's particularly easy to move

- Large 100-mm double castors for easy manoeuvring
- The bed can be effortlessly moved to another care room or taken to a hygiene area for reprocessing
- Bedridden residents can participate in daily social activities in common rooms or on the patio
- Directional castor for even easier manoeuvring



External dimensions/height adjustment range:





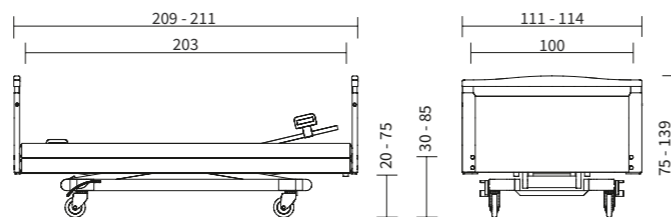
Elvido forto

More comfort for tall and heavy residents

- 260 kg safe working load for heavy residents
- Mattress base width of 100 cm and easy-to-handle bed extension for more space and comfort
- Ergonomically beneficial working height of up to 85 cm eases backfriendly care
- Large 125-mm double castors allows effortless movement of the bed, even when heavily loaded



External dimensions/height adjustment range:



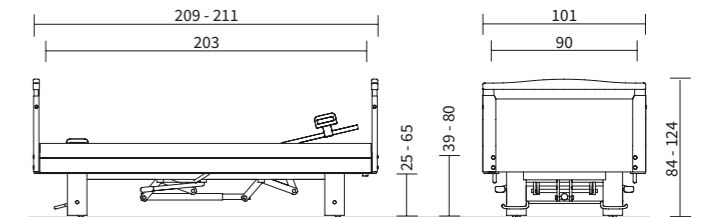
Elvido rega

The ideal care bed for psychiatric wards

- Height adjustment from 39 to 80 cm using an optional removable pump pedal
- Robust welded-in mesh metal mattress base
- Optional posey belt brackets on the rests and frame profiles of the mattress base
- Ideal for locations without power supply



External dimensions/height adjustment range:



Enhanced protection and quality of life for residents

Well-being without the use of restraints



Good health and long-term independence of the residents contribute decisively to the well-being and relief of everyone in the nursing home. The Elvido range of low-height beds promotes protection, mobilisation and comfort, without restricting freedom. Over the past decade, many nursing homes have worked to reduce the use of restraints by more than 50%.

Our Elvido is built with this goal in mind, with its many supportive adjustment options and intelligent split safety sides.

Positions and side elements



▲ Extended leg raise for relaxation and strengthening the circulation.



▲ Sitting position for communication at eye level and meals in bed.



▲ Low position of around 25 cm prevents fall injuries.

- Even when raised at the head end only, the split and combinable safety sides provide standard-compliant protection along more than 50% of the mattress base length.
- The resident can leave the bed at the foot end at any time.

ESSENTIALLY BETTER

Low-height beds with split safety sides

- Ideal balance of safety and freedom
- Provide useful mattress base and safety side positions for sleep and leisure
- The low position of the Elvido, at just 25 cm, reduces the risk of injury in the case of falls
- The flexible concept allows for a homely design with covers only, or a combination with a short side element at the head end to promote mobilisation
- Residents can go to the toilet unhindered at night – and be safeguarded by the light automation of the Out-of-Bed system, if desired



Easy Click – easy handling and excellent hygiene

Full-length and combinable safety sides can be removed and attached without tools

Residents at high risk of falls need maximum protection – the classic full-length safety side is often the preferred choice in this case. If desired, it can be used together with the combinable split safety side on the opposite side, to achieve an ideal balance of safety and freedom. The centre post of the combinable safety sides also serves as a robust mobilisation aid.

The Elvido series comes with the intelligent Easy Click system as standard for both safety sides. The safety side bars can be “clicked” onto pre-assembled brackets and removed without the use of tools. This makes it easy to assemble and clean the bed. The elegant plastic caps protect the inside of the bars from dirt and liquids. Also, the Easy Click system makes it possible to switch the safety sides from one bed to another, for economic efficiency.



◀ Easy Click allows safety side bars to be attached to pre-assembled brackets and removed without tools.

▶ If the bed extension is used, longer safety sides bars are available.



▲ The bars can be lowered with an easy-to-operate release mechanism on the headboard and footboard.



▲ Plastic caps protect the bars from damage and the ingress of dirt and liquid.



▲ To lower the bars of the combinable safety side, simply press the button on the centre post. When not required, the post itself can simply be removed and stored in a holder under the bed.



Vario Safe – the system to meet changing requirements

Modular design opens up new possibilities in everyday use

Attaching and removing the headboard and footboard on all Elvido models is completely tool-free thanks to our patented Vario Safe system. This is a great advantage when it comes to care routines that have to be carried out in bed. It also enables to fit new head- and footboards at a later stage to restyle the look of the bed.

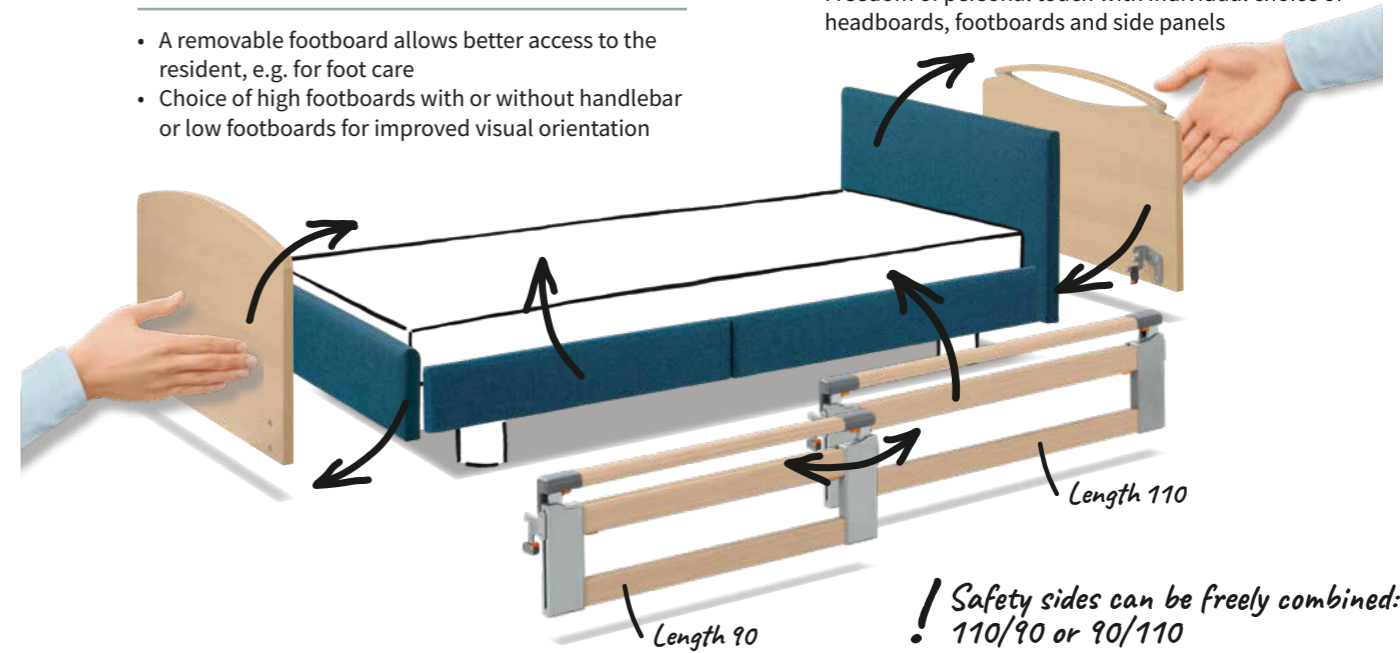
As an alternative to the full-length or combinable safety side, the Vario Safe system offers the option of a split safety side. Each safety side element can be raised in two stages or set diagonal and provides tailor-made safety. If protection is not required along the entire bed, a safety side at the head end, can be combined with side panels at the foot end. All these elements can be removed and replaced without the use of tools. The picture below illustrates the many options it offers.

Remove or replace headboards in seconds whenever required

- Choice of attractive wood decors, fabrics and faux leathers
- Freedom of personal touch with individual choice of headboards, footboards and side panels

Replace or remove footboards as you wish

- A removable footboard allows better access to the resident, e.g. for foot care
- Choice of high footboards with or without handlebar or low footboards for improved visual orientation



Attach or remove the split safety side as required

- Two elements with lengths of 90 cm and 110 cm can be freely combined or used separately
- Use of the 110-cm element at the head end provides standard-compliant protection
- Use of the 90-cm element at the head end provides reassurance and orientation and leaves ample space to get in and out of bed
- If the integrated bed extension is used, two 110-cm elements can be attached

Split safety sides with two-stage telescopic adjustment

- The split safety side can be raised telescopically in two stages or raised diagonally
- Effortless operation with ergonomic buttons



The insertion protection feature on the bed frame guarantees that the safety side is attached in a safe and standard-compliant manner.

A bed that meets the changing requirements of all people in a nursing home

More comfort, protection and relief for every user group

“We need beds that adapt to changing requirements.”

Claudia Wagner,
Nursing home manager



Valuing residents as individuals and meeting their needs is important to us in our facility. Beds from the Elvido range support us in this aim – and offer the combination of both convenience and working economically. The flexibility of the Vario Safe system allows us to adapt beds quickly at any time to changing requirements. This saves time and money that is needed for nursing tasks.

- The safety side can be adapted effortlessly no matter where the bed is used
- The wide range of variants offered by the Elvido series allows a choice of tailor-made products
- The attractive appearance of the beds enhances the profile of the facility

“The bed should help to maintain the health of our residents.”

Lea Kim,
Care service manager



Independent mobility is the best way to maintain the health and vitality of our residents. But we must do our best to prevent fall injuries at the same time. With their large height adjustment range, the models of the Elvido series serve as low-height beds during rest periods and also offer an ergonomic height for getting out of bed. In addition, the split safety sides which the residents can use as a support, help residents to get out of bed and lighten the workload of my care staff.

- Height adjustment range of 25 cm for rest periods, and up to 80 cm for back-friendly working
- Safety sides at the head end also function as mobilisation aids
- Flexibly adjustable mattress base for health-promoting positioning in bed

“I would like our residents to have tailored protection and reliable hygiene.”

Peter Kaminski,
Facility technician



Facility technicians like myself love the Elvido series. We can convert these beds tool-free in just a few moments thanks to the Vario Safe or Easy Click systems. This enhances the protection of our residents and makes our work easier. The removable safety sides and bed ends and cover elements can also be cleaned thoroughly and easily – without omitting any hard-to-reach spots. This allows us to achieve maximum hygiene when it comes to our care beds.

- All attached elements like bed ends and covers can be replaced and converted with Vario Safe
- Safety side installation using our Easy Click system requires no tools
- Robust low-maintenance beds – tested above and beyond the standard requirements

“I want to enjoy my life in the nursing home with freedom and independence.”

Rebecca Stein,
Nursing home resident



When I was still living in my flat, I was proud of my lovely bedroom suite. I was all the more pleased when I saw the care bed in my new home. It is so comfortable and cosy that I love spending time in it. Every morning I use the handset to adjust the bed to a height which lets me get up easily. This means that I get off to a safe and independent start each day.

- Individually programmable intermediate stop at an ideal height for getting out of bed
- Wide choice of attractive wood decors, upholstery, and headboard and footboard designs
- Living life at eye level with other people thanks to a comfortable sitting position



Ergonomics and mobilisation

Relieving the strain on caregivers every day

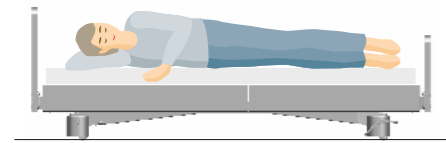
Back pain is one of the biggest problems in the care profession – as many as two thirds of caregiver suffer from it, according to surveys. This makes it even more important to be able to work in an upright position in many situations, in a way that is easy on the back. The maximum height of the Elvido beds of up to 85 cm is a great help here, as are the modular, removable elements that allow easy access to the resident. The bed is also designed with many mobilisation aids that make it easier for residents to get up without assistance.



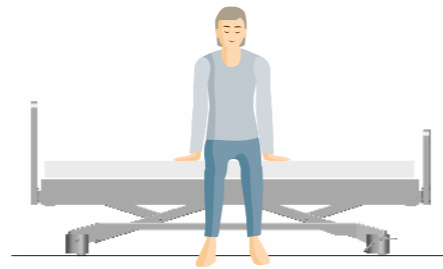
ESSENTIALLY BETTER Efficient prevention of back problems

- Very large height adjustment range, from approx. 25 to 85 cm depending on the model variant
- Easy access to residents
- Independent mobilisation of the resident means less strain on carers

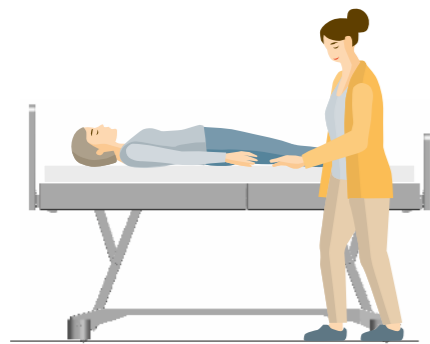
Bed height settings



▲ Low position of around 25 cm prevents fall injuries.



▲ By adjusting the mattress base to suit the individual, residents can get up much more easily on their own. The memory function of the intermediate stop can be set to suit each person. The factory setting is at 38 cm.



▲ Depending on the model variant, the highest position is between 80 and 85 cm, – i.e. at hip height and therefore ideal for back-friendly work.

Positioning options

Supporting recovery and promoting independence

The comfortable adjustment options offered by the Elvido series promote residents' long-term health and support caregivers in their work. The flexibly adjustable mattress base allows to set it to a reverse-Trendelenburg position to help prevent aspiration and pneumonia. The cardiac chair position is used to relieve the heart and to facilitate breathing. The Trendelenburg position and the extended leg raise can be used to treat shock and relieve the veins.

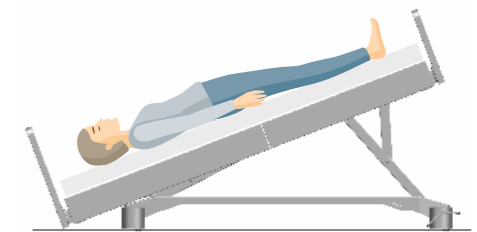


◀ The Elvido offers many position, i.e. those to ease breathing and improve the supply of oxygen.

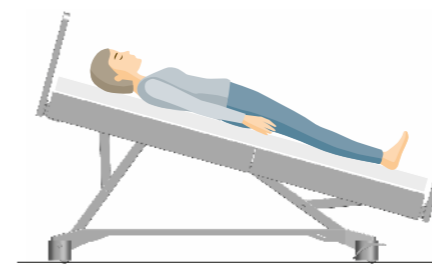
Positioning



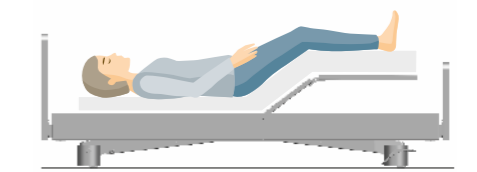
▲ The cardiac chair position reduces strain on the heart and strengthens the circulation.



▲ The Trendelenburg position can reduce the effects of shock.



▲ The corpus of the bed can swivel to allow the feet to be lowered to the reverse-Trendelenburg position, e.g. to facilitate swallowing and prevent aspiration.



▲ Adjusting the lower leg rest to about 22° relieves pressure and alleviates pain.


Bed extension

Tall residents need more space. The integrated 20 cm extension of the bed frame ensures optimum comfort and makes our Elvido beds particularly future-proof.

If the Elvido is to be used with safety sides at the head end only, or without any safety sides at all, only a longer mattress is required to use the extension and no further retrofitting is required.

Of course, the extended bed looks cosier and is safer with safety sides and panels of the right length. Depending on the modular system, many customisation options are available. The lower leg rest can also be extended, if desired.


For beds with the Vario Safe system, the 90 cm-long side elements can be replaced tool-free with 110 cm-long elements to adapt to the bed extension.



Easy Click with longer bars.



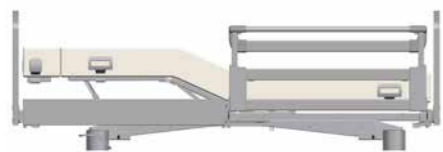
Easy Click with telescopic bars and panels.



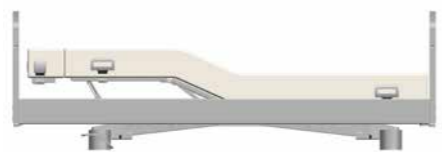
Without a safety side, no additional parts are required, a panel piece is available as an option to fill the gap.



Insertable mattress piece in 3 different heights, depending on the mattress.



With Vario Safe side elements, extended by 20-cm extension, 2 x 110 cm panels or safety side are used.



Lower leg rest extension to enable the foot end to be raised.

ESSENTIALLY BETTER

More room and comfort with easy-to-operate bed extension

- People have been growing taller on average for a long time – nursing homes need to be prepared
- Easily activated bed extension relieves the strain on personnel
- Practical options for extending the mattress base

Out-of-Bed smart

The optional Out-of-Bed system supports the work of caregivers, particularly at night. It reports, for example, if a resident hasn't returned to bed within a selected time after a visit to the toilet.

- Notifies caregivers after a preset time interval (selected on the handset)
- Signal to the in-house call system
- Automatic lighting, with reading lamp and under bed light
- Ultramodern sensors avoid false alarms



The automatic light system is activated automatically as soon as the resident sits up in bed.




The notification countdown is only triggered, however, when the resident actually leaves the bed.



If desired, the under bed light and the reading lamp can be set to turn on even if the resident merely sits up – this ensures safe orientation.



When a resident leaves the bed, the Out-of-Bed system notifies the care staff after a pre-set time.



Flexible operating concept

Handset to accommodate requirements

The Elvido is operated using one of a selection of handsets. Simple, self-explanatory operation of the bed with the handset is helpful in more than one way. Caregivers need to keep track and maintain control even in tense situations. Even with limited abilities, residents should be able to make simple adjustments themselves in order to enjoy greater comfort and take the burden off caregivers.

The choice is yours

To satisfy different preferences, there is a choice between the standard illuminated handset HB400 or the optional LCD handset with an illuminated display and 3 buttons.

HB400

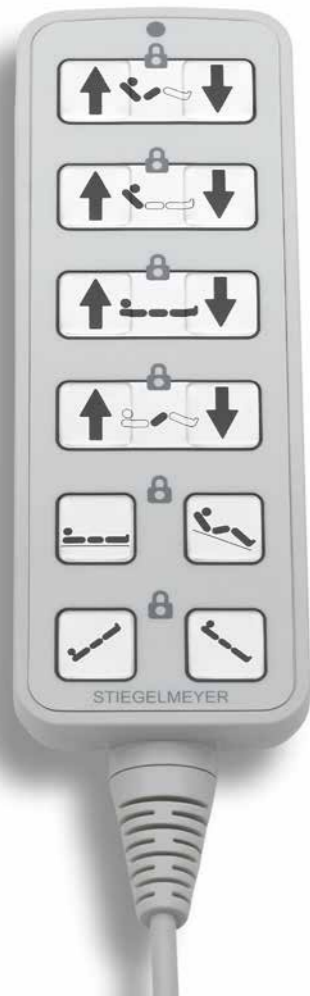
The buttons on the HB400 are clearly identifiable, day and night, with a transparent black border during the day, and pleasant lighting at night. The Trendelenburg function is integrated and does not require an additional handset. All options for the resident can be locked selectively.

LCD handset

The optional LCD handset shows the adjustment functions on a large illuminated display. The arrow keys make it easy to select and activate the desired option. Caregivers can temporarily open all locked functions and adjust the bed as required.

Out-of-Bed handset

If an Out-of-Bed smart system was chosen, the bed will be equipped with an additional handset. The Out-of-Bed handset is used to activate the system and to set the alert time as well as additional functions such as the automatic light system.



▲ The lighted buttons are easy to see, even at night.



▲ All adjustment functions can be individually unlocked with the aid of a magnet in the mattress retainer bar.

ESSENTIALLY BETTER Illuminated handset HB400

- 6 rows of buttons with intuitive symbols
- Trendelenburg and reverse-Trendelenburg functions are integrated
- Frame around buttons for easy identification
- Illuminated at night
- LED indicates locked status of each function
- Unlocking using magnet on bed – no loose parts

Lamps

Protection and quality of life

Our lamps provide pleasant, cosy lighting for the residents – without disturbing other people in the room. They generate very little heat, which makes them especially safe.

The Sola, Stella and Sira models have an attractive and elegant design. They can be mounted in the patient lifting pole sleeves, on the bed, or on a receiver in at the bedside cabinet.



▲ With the Sola model, there is a choice of operating it with a switch on the head of the lamp or with a cable switch.

▲ The Stella and Sira lamps additionally support the automatic light system in combination with the Out-of-Bed smart.



ESSENTIALLY BETTER Suitable choice and connections for every requirement

- A variety of designs are available, whether stylish and streamlined, or with a coloured accent on the lampshade and LED bulb.
- All models can be connected with a 3.5-mm jack plug and suitable adapter cables, either directly via the bed or to a socket using a power supply unit.
- The Stella and Sira models can be integrated into the automated lighting function of Out-of-Bed smart.
- The Stella can be operated manually with a switch on the head of the lamp, and the Sira with a cable switch. With the Sola model, either of the two options can be chosen.



Maintenance friendly through cost-saving 24-volt system

A high level of safety, optimised costs and minimal effort of operation: the optional 24-volt drive system is an attractive option for all powered Elvido beds.

The voltage is converted to 24 volts directly at the power socket. Therefore, no components carrying 230 volts are anywhere in the vicinity of the resident, which means that residents enjoy a higher level of safety.

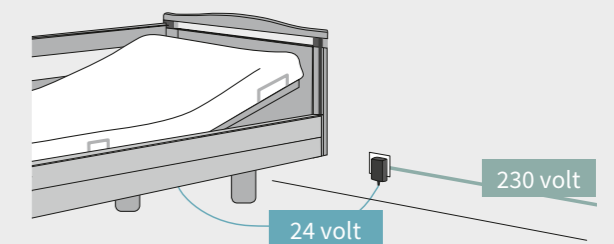
Costs and effort are saved due to the significant reduction in regular leakage current tests. For a 24-volt drive system, these are only necessary once every 10 years instead of every year.

Tests for leakage current only once every 10 years



▲ A mains transformer unit produces a safety extra-low voltage directly at the power socket. The optional wall spacer on the bed protects sockets, walls and furniture.

ESSENTIALLY BETTER Strong advantages

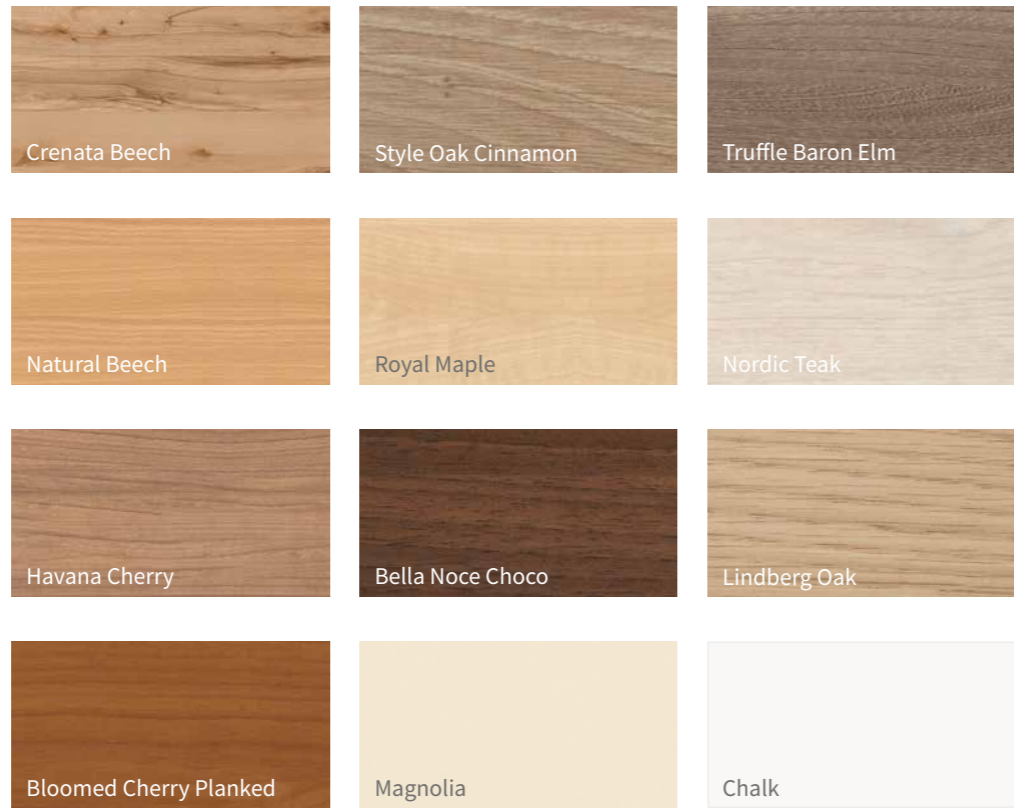


- Extra-low voltage starting from the transformer at the power socket
- No 230-volt components on the bed
- The optional rechargeable battery makes the care bed independent of the mains power supply in an emergency
- Leakage current tests only once every 10 years
- High degree of safety for residents


Design

Headboards, footboards and decors

For the Elvido series, a variety of homelike headboards and footboards are available, with or without a handle bar. Choose one of twelve pleasing wood decors – from the white Chalk shade to the modern, coarsely grained Crenata Beech decor.



Headboards and footboards




Fabrics and faux leathers


A range of attractive fabrics and faux leathers are available for the Nobla headboard/footboard and the Vario Safe system side panels. The full range available can be found on the website of our partner Delius. Please follow the manufacturer's instructions when cleaning the fabrics and faux leather.



Examples of fabric covers



Examples of faux leather covers



Diamond quilting, Fabric: Ambra 1551

Useful extras

Needs-oriented options to meet all requirements

The overall Elvido family offers options and accessories to suit all individual needs. A choice of practical features and options can be found in this brochure to facilitate everyday care and offer the resident additional comfort.

Optional chassis covers

The Elvido vervo variant is already equipped with four plastic covers on the corners of the chassis as standard. They encase some of the technical features, and their silver-grey colour matches the tone of the frame. A more complete covering is available on request. Its two plastic elements cover the entire front faces of the chassis and can be supplied in several homelike wood decors. This gives the bed its own special look.









▲ Four plastic covers conceal the ends of the longitudinal bars as standard.




▲ The optional cover matches the colour of the bed decor.

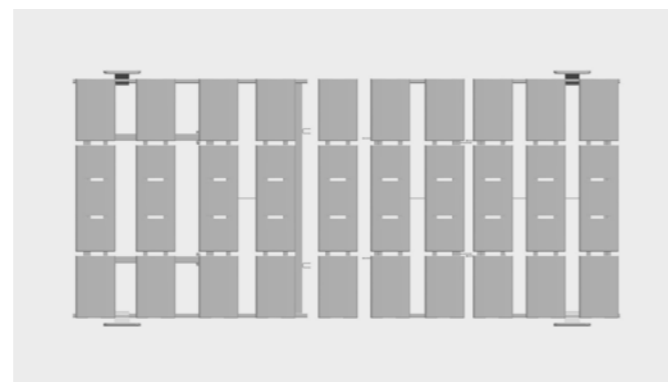
ESSENTIALLY BETTER Attractive colours to choose from

-  Lindberg Oak
-  Style Oak Cinnamon
-  Havana Cherry
-  Natural Beech
-  Chalk
-  Silver grey

Mattress bases



▲ The standard hygiene mattress base – for a healthy microclimate and thorough cleaning.



▲ The optional comfort mattress base – flexibly supported base components with pivot springs.

Wall deflection rollers



▲ The wall deflection roller protects the bed and the walls during horizontal and vertical movements.

Wall spacer



▲ The wall spacer protects the bed, walls and furniture from collision damage.

Protective covers and protective padding



◀ All-round protection against impact injuries can be provided for residents by fitting protective covers on the headboard, footboard, safety sides and the mobilisation support. This also prevents limbs from passing between the bars of the safety sides.



▲ The elements of the split safety sides can be covered separately.



◀ The protective cover for the full-length safety sides can move up and down with the bars.

Protective fall mat



▲ Protective fall mats made of 3 cm thick composite foam are recommended for maximum prevention of fall injuries.

Lifting pole



▲ The patient lifting pole helps the resident get comfortably positioned in the bed.

Features and options

Model variant	Elvido vervo	Elvido movo	Elvido forto	Elvido rega
Dimensions and weights				
External dimensions (depending on the wooden bed frame)	approx. 100.3 x 211 cm	approx. 100.3 x 211 cm	approx. 110.3 x 211 cm	approx. 100.3 x 211 cm
Mattress base (mattress dimensions)	90 (87) or 100 (97) x 200 cm	90 (87) or 100 (97) x 200 cm	100 (97) x 200 cm	90 (87) x 200 cm
Mattress base division (back/seat/thigh/lower leg rests)	approx. 85 / 15 / 40 / 60 cm	approx. 85 / 15 / 40 / 60 cm	approx. 85 / 15 / 40 / 60 cm	approx. 71 / 15 / 41 / 61 cm
Backrest length compensation	approx. 10 cm	approx. 10 cm	approx. 10 cm	-
Safe working load	225 kg	225 kg	260 kg	225 kg
Ground clearance	approx. 15 cm	approx. 16 cm	approx. 19 cm	approx. 15 cm
Total weight	approx. 140 kg	approx. 140 kg	approx. 150 kg	approx. 150 kg
Drives				
Fully electric, 230 volt	✓	✓	✓	-
24-volt drive concept with external transformer	0	0	0	-
Electronic components				
Illuminated standard handset HB400, including Trendelenburg function	✓	✓	✓	-
LCD handset including Trendelenburg function	0	0	0	-
Out-of-Bed smart	0	0	0	-
Safety side systems				
Integrated full-length safety side Easy Click*	✓	✓	✓	✓
Integrated combinable safety side Easy Click*	0	0	0	0
Split safety side with Vario Safe	0	0	0	-
Side panel without safety side	0	0	0	0
Mattress bases				
Hygiene mattress base (polypropylene, removable, with posey belt fixing point)	✓	✓	✓	-
Comfort mattress base (not for 100 cm mattress base)	0	0	-	-
Mattress base width 100 cm	0	0	✓	-
Wire mesh mattress base	-	-	-	✓
Bed extension, 10 cm or 20 cm	✓ integrated	✓ integrated	✓ integrated	0 attachable with screws
Castors				
Double castor	✓ Ø 50 mm	✓ Ø 100 mm	✓ Ø 125 mm	✓ Ø 50 mm
2x2 locking castors	✓	-	-	-
4 central locking castors	0	✓	✓	✓
Wall deflection systems				
Wall deflection rollers, horizontally effective	0	0	0	0
Wall deflection roller, horizontally and vertically effective	0	0	0	0
Wall spacer on chassis	0	0	0	0
Adjustment ranges				
Height adjustment	approx. 25 – 80 cm	approx. 28 – 83 cm	approx. 30 – 85 cm	approx. 39 – 80 cm
Backrest adjustment to 70°	✓	✓	✓	✓
Thigh rest adjustment to 40°	✓	✓	✓	✓
Reverse-Trendelenburg position	✓ up to 12°	✓ up to 12°	✓ up to 12°	0 up to 10°
Trendelenburg position	✓ up to 12°	✓ up to 12°	✓ up to 12°	0 up to 14°

Model variant	Elvido vervo	Elvido movo	Elvido forto	Elvido rega
Additional features, accessory equipment				
Under bed light	0	0	0	-
Integrated bed extension with telescopic safety side bars and side panel	0	0	0	-
Linen holder	0	0	0	0
Integrated light connection	0	0	0	-
Integrated battery	0	0	0	-

✓ = standard feature
 0 = available as an option
 - = not available

ESSENTIALLY BETTER Elvido series – the safety standards

- EN 14971
Risk assessment for medical devices
- EN 60601-1
Medical electrical equipment, general requirements for safety
- EN 60601-1-1
Electromagnetic compatibility
- DIN EN 60601-2-52
Medical electrical equipment





Technical service

Our services – tailored to your requirements

The high-quality hospital beds and care beds from the Stiegmeyer Group are supported by an equally first-class service. Our service includes the core tasks of checking, repairs, training and consulting.

We tailor our service to the wishes and requirements of your company. You can contact us in any way; all channels are open to you. Your dedicated contact at the other end of the phone will assist you with ordering spare parts and provide comprehensive technical support. More than 50 members of our technical service team are available to conduct inspections, maintenance and repairs at the customer's premises.

Our service department supplies replacement parts for all Stiegmeyer products for at least 15 years after the purchase date. Stiegmeyer has opened an ultra-modern service centre in Herford providing 3,000 square metres of storage. This automated warehouse contains an average of 7,500 items that can normally be shipped throughout Germany within a short space of time. You can also conveniently order these items online via our service portal:

<https://service.stiegmeyer.com>



+49 5221 185 777
Mon-Thu from 8:00 am to 4:30 pm and
Fri from 8:00 am to 2:00 pm



service@stiegmeyer.com

Replacement parts

Customers can use our service portal to order spare parts at any time. This offers convenience and transparency, allowing customers to make personal favourites lists, view all important documents and track their deliveries using track & trace. In-house bed management can be planned proactively.

Bed inspection

The bed check can involve an inspection or maintenance work. In an inspection, we evaluate the technical state of the bed in its current condition. This lets suitable action be defined for every single bed. In addition to these services, maintenance comprises preventive measures, such as adjusting the brakes. Maintenance is designed to preserve the normal condition. Inspection and maintenance work always correspond to country-specific requirements and include a service report, which can also be accessed online.

Quick repair of the bed

As the manufacturer, we guarantee the supply of original replacement parts within a short period of time. Our staff repair any damage to your beds quickly, expertly and inexpensively. Special repairs, modifications or complete overhauls are carried out in our service centre in Herford.

STIEGMEYERGROUP



Solutions for people who care

The Stiegmeyer Group is Germany's leading manufacturer of medical beds for hospitals, nursing homes and homecare. With modern bedside cabinets, furniture and digital assistance systems, it is also an innovative provider of comprehensive solutions. The family-run company successfully develops offers for international markets in more than 100 countries.

Our strengths:

- Product development at our Herford headquarters in Germany – production in four modern factories in Germany and Poland
- Factory in China for the Chinese market
- Subsidiaries and sales partners in many countries
- Top-class service with reliable spare parts supply
- Training and process optimisation for our customers
- Sustainable action with strong social commitment

Our expertise

- Hospital
- Nursing home
- Homecare
- Lifestyle beds
- Furniture systems
- Service

Our values

- Experienced
- Human
- Reliable
- Solution-focused
- Open-minded
- Confident

1,000
EMPLOYEES
WORLDWIDE

11
LOCATIONS
in Germany, Poland,
the Netherlands, Belgium,
France, Finland,
South Africa and China



Tailor-made
OFFERS
for all
MARKETS

MORE THAN

100,000 beds
produced
every year

International
CERTIFI-
CATION

UP TO
15-YEAR
spare part availability

DISTRIBUTION
in more than
100 countries



GERMAN
ENGINEERING

Our brands





STIEGELMEYERGROUP

Solutions for people who care



Hauptsitz / Headquarters

Deutschland / Germany
Stiegelmeier GmbH & Co. KG
Ackerstraße 42
32051 Herford
Phone +49 (0) 5221 185-0
Fax +49 (0) 5221 185-100
info@stiegelmeier.com
www.stiegelmeier.com



Hauptsitz / Headquarters

Deutschland / Germany
Burmeier GmbH & Co. KG
Industriestraße 53
32120 Hiddenhausen
Phone +49 (0) 5223 9769 - 0
Fax +49 (0) 5223 9769 - 090
info@burmeier.com
www.burmeier.com

France

Stiegelmeier SAS
16 Avenue de l'Europe
Bâtiment SXB1
67300 Schiltigheim
Phone +33 (0) 4 7238 - 5336
contact@stiegelmeier.fr
www.stiegelmeier.fr

Nederland / Netherlands

Stiegelmeier BV
Peppelenbos 7
6662 WB Elst
Phone +31 (0) 345 581 - 881
info@stiegelmeier.nl
www.stiegelmeier.nl

Polska / Poland

Stiegelmeier Sp. z o.o.
86-212 Stolno
Grubno 63
Phone +48 56 6771 - 400
Fax +48 56 6771 - 410
info.stolno@stiegelmeier.pl
www.stiegelmeier.pl

South Africa

Stiegelmeier Africa (PTY) Ltd.
The Estuaries - Century City
Cape Town, 7441
Phone +27 (0) 21 555 - 1415
Fax +27 (0) 21 555 - 0639
info.southafrica@stiegelmeier.com
www.stiegelmeier.co.za

Suomi / Finland

Stiegelmeier Oy
Ahjokatu 4 A
15800 Lahti
Phone +358 (0) 3 7536 - 320
Fax +358 (0) 3 7536 - 330
stiegelmeier@stiegelmeier.fi
www.stiegelmeier.fi

China

Stiegelmeier China Co. Ltd.
Poly Center, No. 8 South Wenhua Road
Dongping New Town, Shunde District
528300 Foshan
Phone +86 757 29878710 - 0
info@stiegelmeier.cn
www.stiegelmeier.cn



stiegelmeier-group.com