

ESSENTIALLY BETTER



Beds

for psychiatric facilities

Beds designed for psychiatric care

Safety, a feeling of security and easy handling, even in difficult situations – these are the requirements for beds in psychiatric facilities. The beds must withstand more physical stress than other medical products in order to protect patients and caregivers from injury. Dispensing with motorised drives further increases safety, but the mechanical operation of the bed must not be strenuous in any way. The beds also need to be comfortable, with a homelike feel, so that they have a beneficial effect on the patients. Stieglmeyer offers convincing solutions to meet these needs. Find out how our tailor-made models make work easier in hospitals and care facilities.

We offer beds for

- Depression units
- Child and adolescent psychiatry
- Open general psychiatric treatment units
- Wards for co-occurring internal and psychiatric disorders
- Geriatric psychiatry
- Emergency and acute psychiatric treatment
- Forensic psychiatry



Carino

- **Height adjustment:**
without height adjustment

- Mattress base 90/100 x 200 cm
- 2-section mattress base
- Manually adjustable backrest
- Reinforced wooden surround to meet special demands

Page 4



Classiko

- **Height adjustment:**
40 to 80 cm

- Mechanical bed
- Mattress base 90 x 200 cm
- Safe working load 225 kg
- Full-length safety sides
- Easy adjustment using hydraulic pump pedal

Page 6



Elvido rega

- **Height adjustment:**
approx. 39 to 80 cm

- Mechanical bed
- Excellent stability
- Easy adjustment using hydraulic pump pedal

Page 8



Elvido vervo

- **Height adjustment:**
approx. 25 to 80 cm

- Electrically adjustable bed
- Low-height bed for protection without the use of liberty-depriving measures
- OpenBus technology for installation of the Out-of-Bed system

Page 9

Contents

4 Carino

6 Classiko

8 Elvido rega

9 Elvido vervo

10 Seta pro

11 Puro

12 Features of the Seta pro / Puro

14 Deka


16 Features of the Deka

20 Equipment and options

22 The Stieglmeyer-Group

ESSENTIALLY BETTER Special beds from Stieglmeyer

Throughout its 120-year company history, Stieglmeyer has been an important force in shaping the development of beds for hospitals and care facilities. Our beds set high benchmarks – whether for patient mobilisation, automated reprocessing or modern operation and controls. In the field of psychiatry, too, you can always rely completely on our robust, safe and hygienic products.



Seta pro

- **Height adjustment:**
32 to 91 cm (depending on castors)

- Electrically adjustable bed
- Mattress base 90 x 200 cm
- Full-length safety sides
- Work at an ideal, ergonomic, back-friendly height
- Excellent hygiene properties

Page 10



Puro

- **Height adjustment:**
32 to 91 cm (depending on castors)

- Electrically adjustable bed
- External dimensions 103.5 x 218.5 cm
- LCD handset with only 3 keys and a backlit display
- Optional digital assistance systems
- Various psychiatry adaptations to choose from

Page 11




Deka

- **Height adjustment:**
43 to 83 cm

- Mechanical bed
- Mattress base 90 x 200 cm
- Specially secured elements
- Option of version without height adjustment

Page 14



▲ If psychiatric patients or residents do not require care in the classical sense, there is no need for their beds to be accessible from all sides. The Carino with a cosy fixed board along the wall side lends a comfortable and sheltered atmosphere and helps patients establish their own territory.

Carino

The flexible bed for adolescent psychiatry

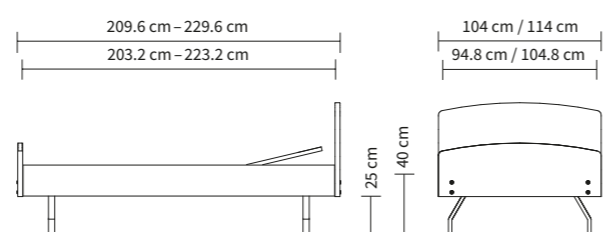
The Carino is a bed with **wide-ranging applications**. It ensures quality of life in adolescent psychiatric facilities as well as in psychosomatic treatment centres, rehabilitation facilities and residential homes.

The Carino is particularly appreciated for its very good price-performance ratio and individual **design possibilities**. With its robust metal mattress base, the bed easily withstands numerous cycles of use. Mattress base widths of 90 and 100 cm are available and a bed extension can be supplied for taller users.

Standard features of the Carino

- 2-section mattress base; manually adjustable backrest
- Support elements with easy-to-clean metal slats
- Backrest adjustment to approx. 30°
- Choice of wood decors from the Stieglmeyer Wodego collection
- Chrome-plated feet
- 2 adapter sleeves at the head end for patient lifting pole/reading lamps

External dimensions/height adjustment range:



▲ The Carino's design can be adapted to your own personal taste with a wide range of available headboards and footboards to choose from.

Classiko

The robust care bed

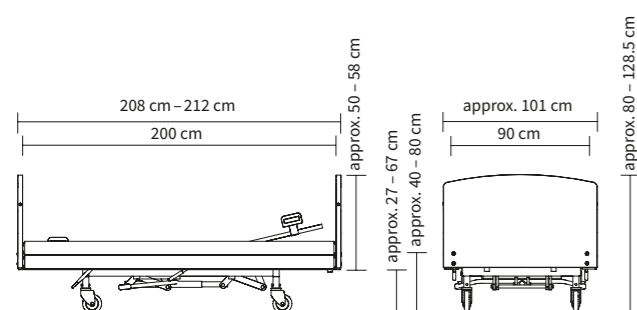
Comfort and safety for the resident, alleviation for care staff, and an individual design – the Classiko unites many strengths to give good value for money.

By dispensing with cables and manually removable elements, this **mechanical bed** meets the safety requirements in psychiatric care particularly well. Care staff will find the mechanical Classiko easy to operate. **Height adjustments via the pedal** with the help of a hydraulic pump can be made just as easily as the force-assisted adjustments of the back and thigh rests.

- Height adjustment from 40 to 80 cm for ergonomic working
- Full-length safety sides for maximum protection
- High safe working load of 225 kg
- Pump pedal for height adjustment can be removed as required
- Optional securing brackets for posey belt systems on the mattress base
- 125 mm castors for easy manoeuvring even in constricted spaces
- Cosy headboards, footboards and decors to choose from



External dimensions/height adjustment range:



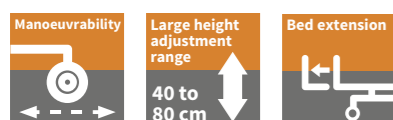
▲ Pump pedal can be removed as required.



▲ Optional securing brackets on mattress base frame.



▲ Brake lever permanently secured with screws.





Elvido rega

The mechanical care bed

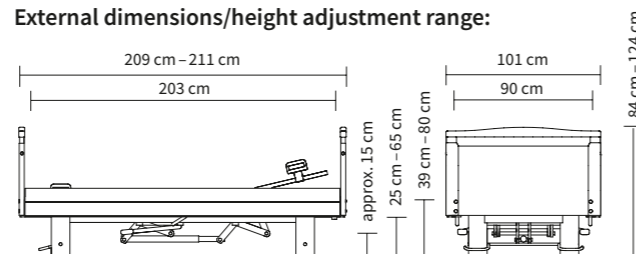
The Elvido rega care bed offers **comfort without cables** and uses practically no components that can be removed without the use of tools. This makes a significant contribution to the safety of patients who have serious psychiatric conditions or dementia.

- Height adjustment from 39 to 80 cm using an optionally removable pump pedal
- Robust metal mattress base with welded-in mesh base
- Optional securing brackets on the rests and frame profiles of the mattress base
- Ideal for locations with no power supply



▲ If desired, the screw-fixed pump pedal can be secured by a magnet system to allow removal without tools.

External dimensions/height adjustment range:



Elvido vervo

The versatile low-height bed

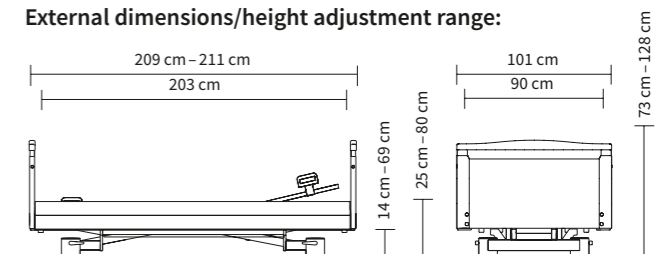
With its large adjustment range, from 25 to 80 cm, the Elvido vervo **low-height bed** protects against fall injuries without the need for deprivation of liberty safeguards and thus promotes the well-being of the resident. At its highest position, it also allows care staff to work in a back-friendly position. The optional economical **24-volt drive system** ensures a higher degree of safety.

- Optional Vario Safe system for quick removal and replacement of safety sides, panels, headboards and footboards
- If required, the Vario Safe fixings can be secured to prevent elements from being removed without the use of tools
- Integrated Out-of-Bed system available as an option
- Cosy wood decors and head/footboards to choose from



▲ The fixings of the Vario Safe elements can be secured, if required, to prevent unintentional removal of the elements.

External dimensions/height adjustment range:





Seta pro

The safe hospital bed

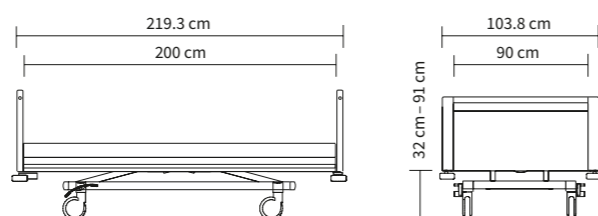
The Seta pro is a robust and easy-to-operate hospital bed which features, for example, a **full-length safety side that is permanently integrated** in the head and footboard. For use in psychiatric care, we can equip the bed with many additional safety features.

- Headboard and footboard permanently attached and secured to prevent unintentional removal
- The handset, control panel and control box can be locked away in a compartment on the bed
- The mattress base elements are permanently screw-fixed
- An anaconda cable protects against strangulation
- Posey belt fixing points on all elements of the mattress base, including the seat section
- Large height adjustment range from 32 to 91 cm



▲ The control box can be locked away to prevent inadvertent adjustments to the bed.

External dimensions/height adjustment range:



Puro

The bed to meet exacting demands

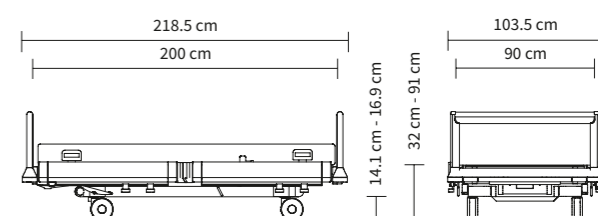
With comfort, safety, easy handling and excellent hygiene properties – the Puro is more than just a bed. It also satisfies the most exacting requirements in psychiatric care. Its split Multiflex* **safety sides** offer flexible protection while still leaving enough room for unobstructed entry and exit from the bed. The optional **machine-washable version** of the bed supports every institution in its fight against multi-resistant pathogens.

- The safety features for psychiatric care are equivalent to those of the Seta pro (see left side of page)
- Its flat design with covered cable conduits and few recesses facilitates particularly thorough cleaning
- Intuitive LCD handset with only 3 buttons and with tailored control levels for patients, care staff and technical personnel



▲ The screw-fixed mattress-base elements ensure the safety of patients and caregivers in exceptional psychiatric situations.

External dimensions/height adjustment range:



Features for psychiatric care for the Puro and Seta pro models



- ▲ The bed can be supplied with headboards and footboards that are permanently screw-fixed in place. In exceptional psychiatric care situations, this protects patients and caregivers from injury caused by disassembly of the bed and vandalism.



- ▲ The lockable handset compartment can be used to store the LCD handset to prevent inappropriate use.



- ▲ Standard sliding rails with cut-outs for belts make it possible to restrain patients if they represent a danger to themselves or others.



- ▲ Belt fixing points at seat section height.



- ▲ The anaconda cable is a mains cable that is protected by a fixed jacket to prevent it being misused by suicidal patients.



3 versions to meet many requirements

Deka

The stable bed for challenging everyday conditions

Our Deka hospital bed is particularly well suited for use in psychiatric care situations with special safety requirements. The **three versions** of the psychiatric care bed described below are based on the experience of our customers and on practical requirements in closed psychiatric units. In the interest of ensuring the highest possible level of safety, **none of the versions have motorised adjustments**. In addition, the mechanical

adjustments can also be limited, if desired, or access to the operating levers of the gas springs and hydraulics can be made more difficult. The mattress base is made of welded-in steel wire mesh panels that are **secured against removal**. Additional special fixings also protect the bed against vandalism.

Version 1

- Posey belt fixing points on the mattress base frame and additionally on the adjustable backrest
- Hydraulic height adjustment
- Headboards and footboards available in two design versions and permanently screw-fixed in place

Version 2:

- Stainless-steel standard rails on the mattress base frame with subdivisions for fixing posey belts, and additional securing brackets on the backrest
- Headboards and footboards in the Classic design only; can be folded down and secured with magnets
- Hydraulic height adjustment

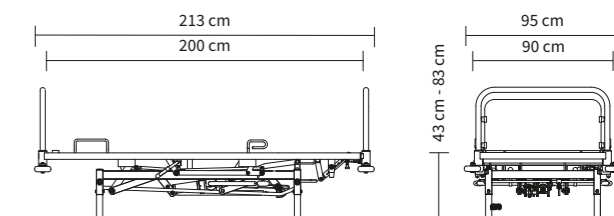
Version 1 + 2:

- Four-section mattress base and option of locking the leg rest adjustment
- Option of replacing the castors with feet to fix to the floor

Version 3:

- Two-section mattress base
- Chassis with four feet
- Not height adjustable; not mobile
- Securing brackets on the mattress base frame and on the backrest, as in Version 1

External dimensions/height adjustment range:



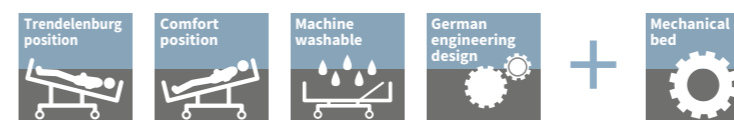
▲ Version 1



▲ Version 2



▲ Version 3



Version 1 and 2



▲ Securing brackets on mattress base frame.



▲ Standard sliding rail on mattress base frame for belt systems and accessories.



▲ Securing brackets on backrest.



▲ Closed connection sleeves.



▲ Height pedal secured with Segufix system.



▲ Height pedal secured with locking pin.



Deka – everything for the safety of the patient

Illness-related aggression, assaults on caregivers, and self-endangerment of patients pose recurring challenges in psychiatric care. **Well thought through bed features** can make a considerable contribution to defusing these situations and reducing potential dangers.

It is especially important to make sure that the patient cannot remove any parts of the bed, with which he could then endanger

himself or others. Specially secured height-adjustment pedals, brake pedals and patient lifting pole sleeves minimise this risk.

As a last resort, the patient may need to be restrained with posey belts. The Deka can be fitted with **belt-securing brackets** that allow particularly ergonomic and safe treatment of the patient.



▲ Brake lever permanently secured with screws.



▲ Alternative actuation of the rests at the gas springs.



▲ Classic head/footboard.



▲ Classic footboard, with reinforcement.



▲ Classic footboard, folds down through 180°



▲ Valero head and footboard.



▲ Full-length safety sides, as a hook-on version for retrofitting, or permanently fixed with screws.

Deka – head and footboards, safety sides and floor fixings

The Deka has **two head/footboard designs** to choose from: The **Classic head/footboard** has a bar that runs around the board and provides plenty of space for attaching accessories. The same applies to our **Valero head/footboard**, which has the added benefit of an attractive, modern design. Both models can be secured against inadvertent removal.

The Classic head/footboard offers additional safety and comfort options. The **reinforcement of the footboard** with metal support bars prevents the patient from kicking out the board. Headboards and footboards that can be folded down through 180° allow easier access to the patient if restraints are needed.

The standard version of the Deka comes without safety sides. If required, however, the bed can be fitted with an adaptable **full-length safety side**. This is available as an accessory for retrofitting. Alternatively, the bed can be fitted with a permanently integrated **¾-length safety side** that cannot be removed without the use of tools.

For patients with a very high risk of self-endangerment, we recommend Version 3 with **feet that are screwed securely to the floor**. The floor fixings also give added stability to the bed if the patient is particularly restless.

ESSENTIALLY BETTER

Securing of the fold-down boards

Our Classic head/footboard that folds down through 180° is securely protected against inadvertent release. A locking magnet protects the fold-down mechanism from unauthorised access. Only care staff can unlock the mechanism.



▲ Feet for fixing the bed to the floor.

Features

Beds for psychiatric facilities

	Carino	Classiko	Elvido rega	Elvido vervo
Wooden surround	Reinforced (screw-fixed Multiplex head/footboards and panels)	Reinforced	Reinforced	Reinforced
Mattress base	Metal slats, 2 sections	Wire mesh base, fully welded in, 4 sections	Wire mesh base, fully welded in, 4 sections	Hygiene mattress base for belt systems
Lockable thigh rest and lower leg rest	-	o	o	-
Securing brackets, screw-fixed	-	o	o	-
Pump pedal secured, removable without using tools	-	o	o	-
Brake pedal screw-fixed	-	o	o	-
Safety side				
Full-length safety side	-	✓	✓	✓
Combinable safety side	-	o	o	o
Split safety side (option of permanent fixing)	-	-	-	o
Additional features				
Height adjustment	-	✓	✓	✓
With castors and central castor locking	-	✓	✓	o
Bed extension	-	o	o	o
Linen holder	-	o	o	o



	Puro	Seta pro	Deka Version 1	Deka Version 2	Deka Version 3
Mattress base frame			With securing brackets	With standard sliding rail	With securing brackets
Mattress base	Wire mesh base, fully welded in, 4 sections	Wire mesh base, fully welded in, 4 sections	Wire mesh base, fully welded in, 4 sections	Wire mesh base, fully welded in, 4 sections	Wire mesh base, fully welded in, 2 sections
Backrest with securing brackets welded on	Not for the lino variant	o	✓	✓	✓
Lockable thigh rest and lower leg rest	-	-	o	o	-
Securing brackets on the seat section	o	-	-	-	-
Headboard and footboard					
Rondo, permanently screw-fixed, for MultiFlex® only	o	-	-	-	-
Stelo, permanently screw-fixed, for MultiFlex® only	o	-	-	-	-
Base head/footboard, non-removable, for full-length safety side only	-	o	-	-	-
Classic, fixed	-	-	o	-	o
Classic, foot end, fixed and reinforced	-	-	o	o	o
Classic, folds down through 180°	-	-	o	✓	-
Valero, fixed, stainless-steel posts	-	-	o	-	o
Valero, removable, with securing for full-length safety side	-	-	o	-	o
Safety sides					
Without	-	-	✓	✓	✓
Hook-on full-length safety side	-	-	o	o	o
¾ safety side	-	-	o	-	o
Integrated full-length safety side	-	✓	-	-	-
Split safety side MultiFlex®	✓	-	-	-	-
Adapter sleeves for patient lifting poles, in-lying					
Oval or round pole	✓	✓	✓	✓	✓
Closed connection sleeves	-	-	o	o	o
Additional features					
Height adjustment	✓	✓	✓	✓	-
Mattress base tilt	✓	✓	o	o	-
For fixing to floor	-	-	✓	✓	✓
With individually locking castors	-	-	-	-	o
With castors and central castor locking	✓	✓	o	o	-
Pump pedal secured, removable without using tools	-	-	o	o	-
Lockable compartment in linen holder, for the locking box and handset	o	o	-	-	-
Mains cable as "anaconda" cable	o	o	-	-	-
Bed extension	✓	✓	o	o	o
Linen holder	✓	✓	o	o	o



Custodians of values
Shapers of the future

STIEGELMEYERGROUP

Custodians of values

Our company was founded in Herford in 1900 and is still a family-run enterprise today. Respect and a sense of responsibility towards our customers, employees and partners form the basis for our day-to-day work. Based on these values and our many years of experience, we offer our customers all over the world high-quality products, solutions and services to meet the needs of the care and healthcare sectors.

Shapers of the future

In order to cope with rapid changes in the care and healthcare sectors, we develop all our products ourselves. Creating innovations and visions of what care will be like in future are the goals we pursue. We maintain regular contact with our customers in order to support them in their daily tasks. Implementing tomorrow's trends today is a successful tradition of ours.

Our expertise

- Hospital
- Nursing home
- Homecare
- Lifestyle beds
- Furniture systems
- Service



The Stiegmeyer-Group is your international partner for hospitals and care facilities and, with the Burmeier brand, also for caring in the home. We support our customers with practice-oriented products, solutions and services that we are constantly developing further.

- Founded in 1900 and still family managed
- Over 1,100 employees worldwide
- All core products manufactured in proprietary factories
- Product development and production in Germany
- Service, training and process optimisation at customer's premises
- International certification and export to more than 60 countries
- Distribution companies located in Belgium, Finland, France, Netherlands, Poland and South Africa

Our brands





STIEGELMEYERGROUP

Hauptsitz / Headquarters

Deutschland / Germany
Stieglmeyer GmbH & Co. KG
Ackerstraße 42
32051 Herford
Phone +49 (0) 5221 185 - 0
Fax +49 (0) 5221 185 - 252
info@stieglmeyer.com
www.stieglmeyer.com

France
Stieglmeyer SAS
8 Allée des Chevreuils
69380 Lissieu
Phone +33 (0) 4 7238 - 5336
Fax +33 (0) 4 7238 - 5481
contact@stieglmeyer.fr
www.stieglmeyer.fr

South Africa
Stieglmeyer Africa (PTY) Ltd
The Estuaries · Century City
Cape Town, 7441
Phone +27 (0) 21 555 - 1415
Fax +27 (0) 21 555 - 0639
info.southafrica@stieglmeyer.com
www.stieglmeyer.co.za

Nederland / Netherlands
Stieglmeyer BV
Peppelenbos 7
6662 WB Elst
Phone +31 (0) 345 581 - 881
info@stieglmeyer.nl
www.stieglmeyer.nl

Suomi / Finland
Stieglmeyer Oy
Ahjokatu 4 A
15800 Lahti
Phone +358 (0) 3 7536 - 320
Fax +358 (0) 3 7536 - 330
stieglmeyer@stieglmeyer.fi
www.stieglmeyer.fi

Polska / Poland
Stieglmeyer Sp. z o.o.
86-212 Stolno
Grubno 63
Phone +48 56 6771 - 400
Fax +48 56 6771 - 410
info.stolno@stieglmeyer.pl
www.stieglmeyer.pl



Finden Sie Ihren Ansprechpartner auf unserer Website:
Find your local partner on our website:
www.stieglmeyer.com/partner

stieglmeyer.com